Supplementary Information

The following information is associated with Network Rail Standard:
NR CIV/SD/1821 Rev B

Additional Content Access

Click the link below to access CAD version of this drawing.

CAD Drawing

- CIV/SD/1821

If you have any questions, or need assistance, please contact **IHS Support**

Information accessed via the links above is the property of the Copyright holder

IHS Additional Content Page

Documents
Document Sharing Hub

Copyright Network Rail
Provided by IHS under license with Network Rail
No reproduction or networking permitted without license from IHS
Full document details: NR NR-CIV-SD-1821 ISSUE B 2010

Licensee=Weston Williamson/5989497001, User=sam, albett
Not for Resale, 03/27/2016 21:30:47 MDT

Full document details: NR NR-CIV-SD-1821 ISSUE B 2010

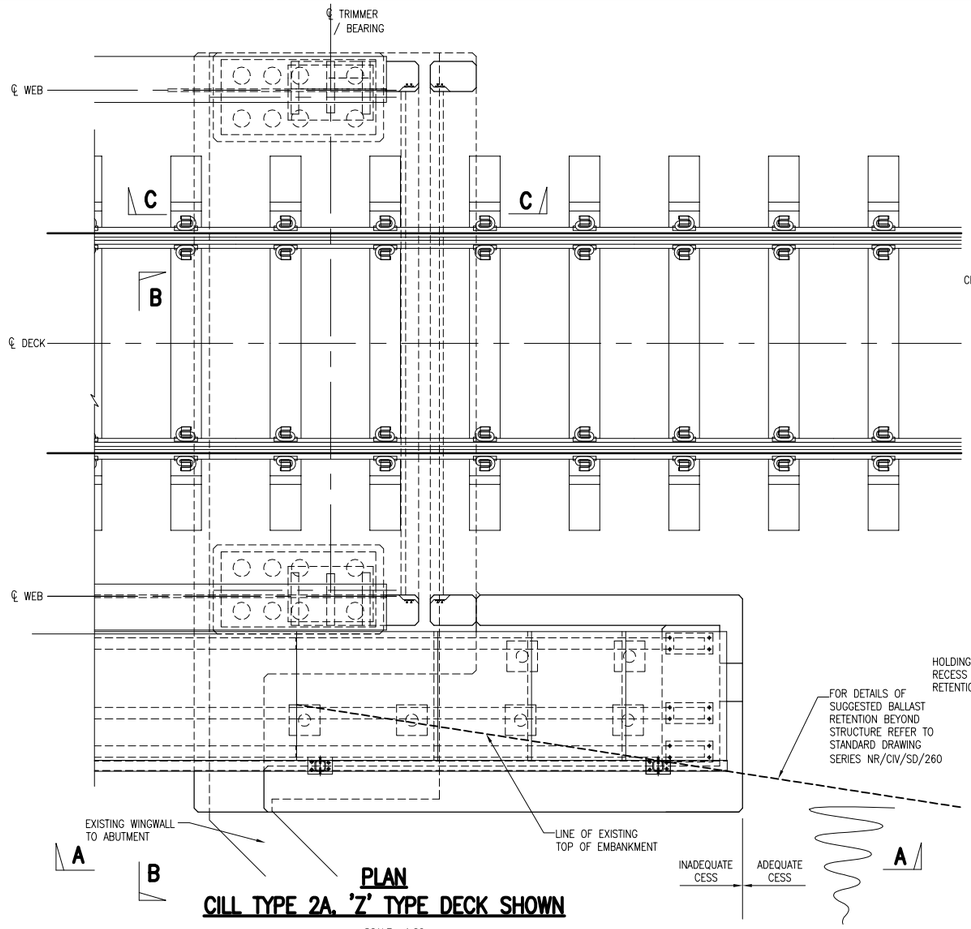

PLAN
CILL TYPE 2A. 'Z' TYPE DECK SHOWN
SCALE 1:20

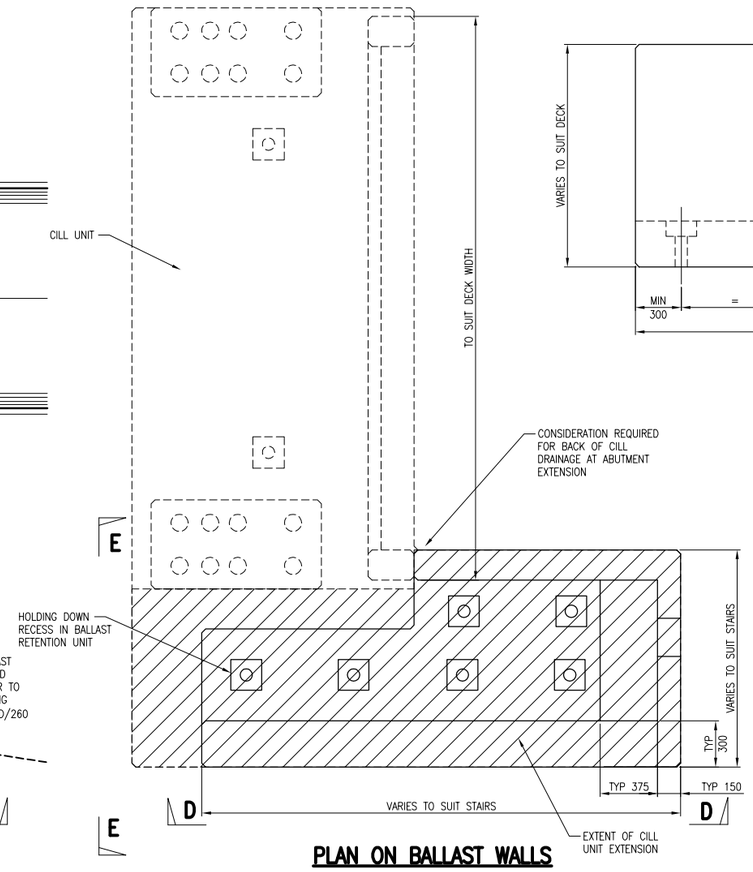

PLAN ON BALLAST WALLS
SCALE 1:20

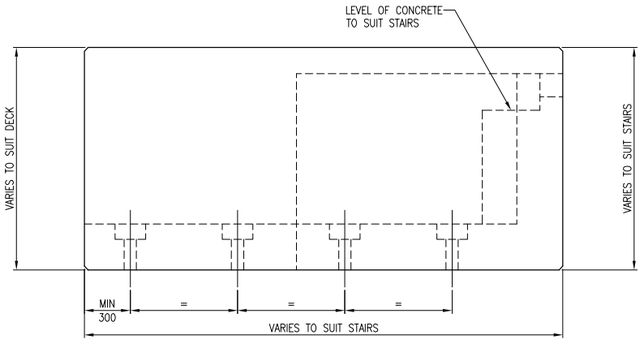

ELEVATION D–D
SCALE 1:20

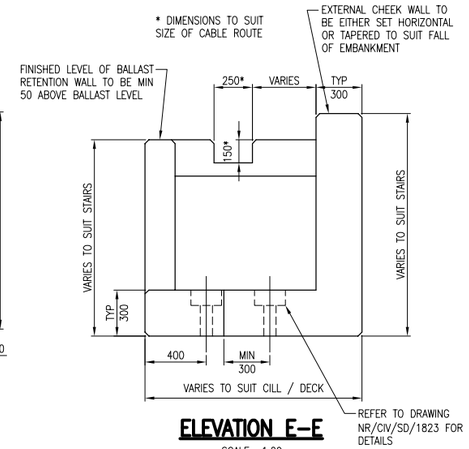

ELEVATION E–E
SCALE 1:20

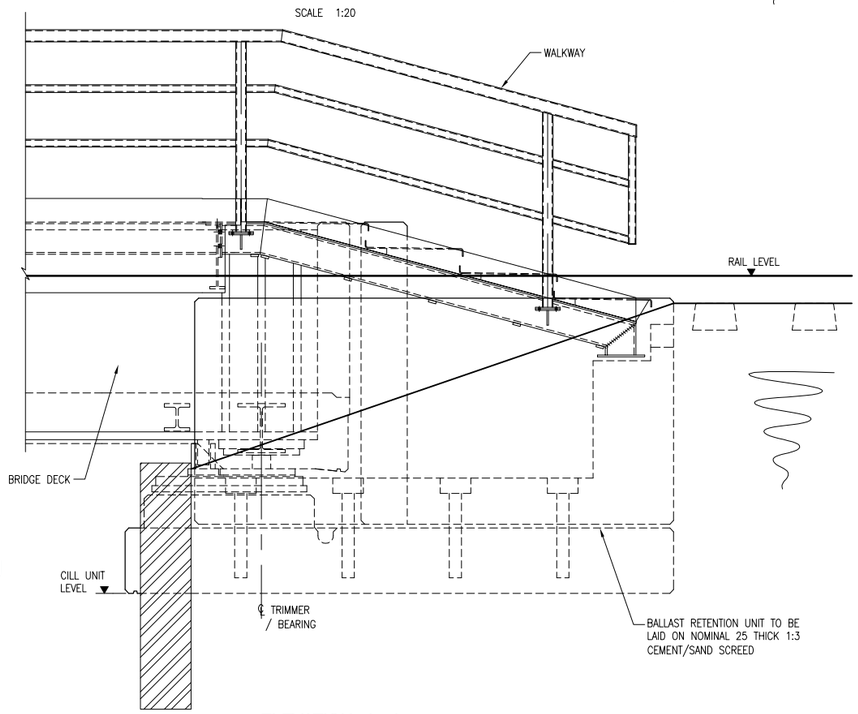

ELEVATION A–A
SCALE 1:20

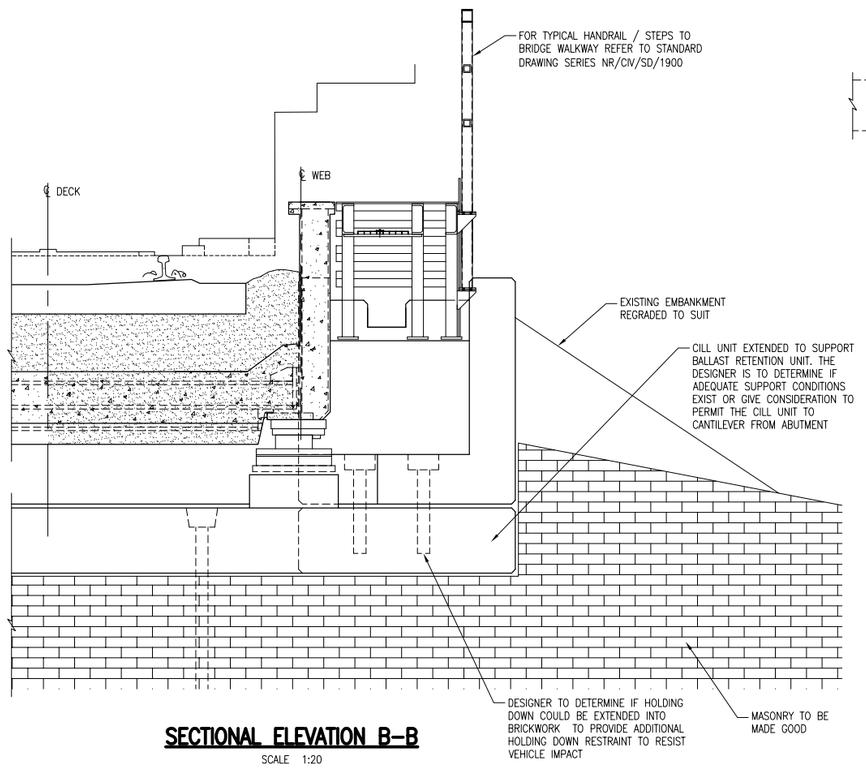

SECTIONAL ELEVATION B–B
SCALE 1:20

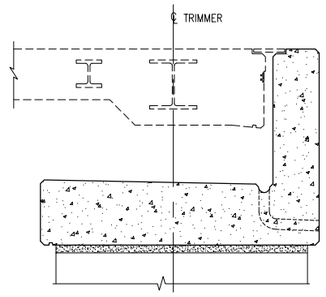

SECTION C–C
SCALE 1:20
(TRACK OMITTED FOR CLARITY)

DRAWING No. NR/CIV/SD/1821

NOTES

1. THIS DRAWING IS TO BE READ IN CONJUNCTION WITH THE GENERAL NOTES ON DRAWING NR/CIV/SD/1802.
2. ALL CONCRETE, MATERIALS & WORKMANSHIP TO BE IN ACCORDANCE WITH BSEN13670 AS AMMENDED BY THE NETWORK RAIL SPECIFICATION.
3. REINFORCED CONCRETE INFORMATION IN ACCORDANCE WITH BS8500–2:2006 TO BE PROVIDED BY THE SCHEME DESIGNER:

   MIN CONCRETE GRADE
   REINFORCEMENT TYPE
   MAXIMUM AGGREGATE SIZE
   NOMINAL COVER TO REINFORCEMENT
   FIXING TOLERANCE
   CEMENT TYPE / COMBINATION
   MAXIMUM WATER / CEMENT RATIO
   MINIMUM COMBINATION CONTENT
4. EXPOSURE CLASS TO BE XD3 (SOFFIT) AND XC4 (BELOW WATERPROOFING).
5. ALL REINFORCEMENT TO BE TO GRADE B500B OR B500C CONFORMING TO BS4449:2005.
6. ALL REINFORCEMENT TO BE CUT AND BENT TO BS8666:2005.
7. BAR BENDING SCHEDULE IS TO BE PREPARED FOR EACH INDIVIDUAL ELEMENT. THERE ARE NO STANDARD SCHEDULES TO ACCOMPANY THE STANDARD DRAWINGS.
8. ALL CHAMFERS TO BE 20x20mm.

Rev	Date	Description of revision	Design'd	C'kd
B	APR 10	EUROCODE ISSUE	MK	AGW
A	APR 10	FIRST ISSUE	MK	AGW
P1	29.07.09	DRAFT FORM B ISSUE	MK	AGW

Network Rail Infrastructure Ltd
Registered Office:
Kings Place
90 York Way
London
N1 9AG

	Name	Position	Signature	Date
Approved	Paul Clark	Snr. Proj. Eng. Manager Infrastructure Investment Building and Civils	P.C.	APR 10

Master copy with original signatures held by Network Rail HQ CIVIL ENGINEERING STANDARD DESIGN

© COPYRIGHT NETWORK RAIL 2009

UNDERBRIDGE ANCILLARY ITEM DRAWINGS

BALLAST RETENTION LAYOUT FOR BRIDGE RECONSTRUCTION WITH RESTRICTED SAFE CESS APPROACH EMBANKMENTS

Scale	AS SHOWN
Drawing Number	NR/CIV/SD/1821 B

Documents
Document Sharing Hub
Licensee=Weston Williamson/5989497001, User=sam, albett
Not for Resale, 03/27/2016 21:30:47 MDT
Copyright Network Rail
Provided by IHS under license with Network Rail
No reproduction or networking permitted without license from IHS