Supplementary Information

The following information is associated with Network Rail Standard:
NR CIV/SD/1910 Rev B

Additional Content Access

Click the link below to access CAD version of this drawing.

CAD Drawing

- CIV/SD/1910

If you have any questions, or need assistance, please contact **IHS Support**

Information accessed via the links above is the property of the Copyright holder

IHS Additional Content Page

Documents
Document Sharing Hub

Copyright Network Rail
Provided by IHS under license with Network Rail
No reproduction or networking permitted without license from IHS
Full document details: NR NR-CIV-SD-1910 ISSUE B 2010

Licensee=Weston Williamson/5989497001, User=sam, albett
Not for Resale, 03/27/2016 21:31:27 MDT

Copyright Network Rail
Provided by IHS under license with Network Rail
No reproduction or networking permitted without license from IHS
Full document details: NR NR-CIV-SD-1910 ISSUE B 2010
Licensee=Weston Williamson5988497001, User=sam.albett
Not for Resale, 03/27/2016 21:31:27 MDT

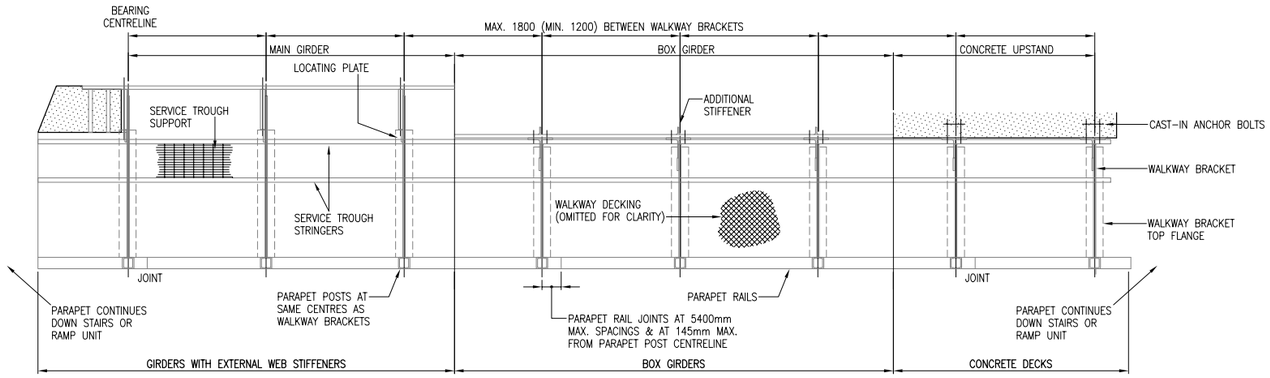

DIAGRAMMATIC PLAN SHOWING TYP. WALKWAY BRACKETS, WALKWAY & PARAPET

N. T. S.

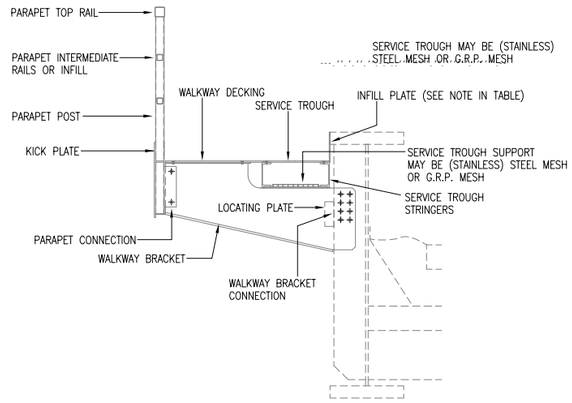

DIAGRAMMATIC WALKWAY COMPONENT DETAIL

SCALE 1 : 25

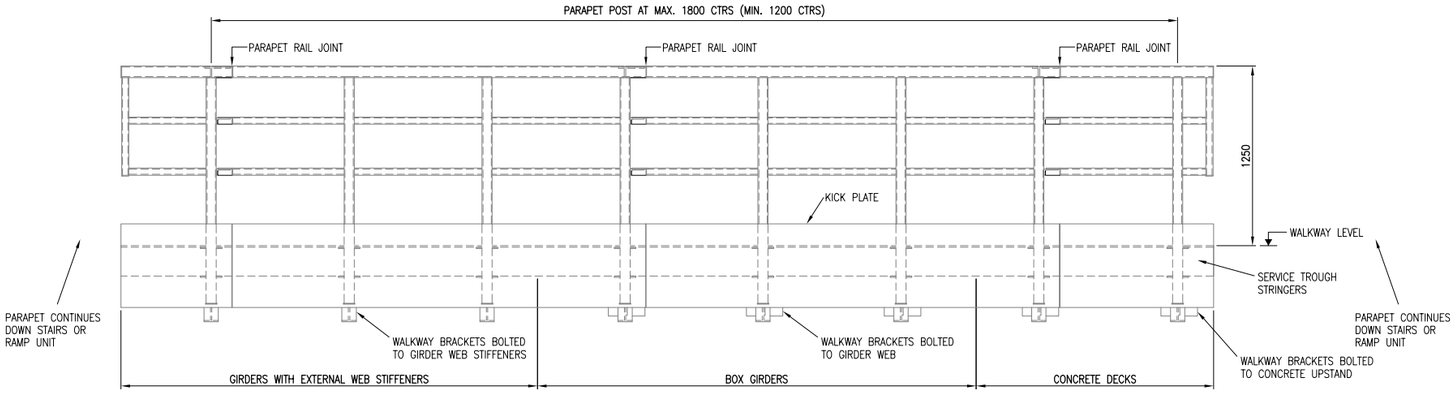

DIAGRAMMATIC ELEVATION SHOWING TYP. WALKWAY BRACKETS, WALKWAY & PARAPET

N. T. S.

SCHEDULE OF COMPONENTS	
1.25m THREE RAIL PARAPET	STANDARD DETAIL
PARAPET CONNECTION	STANDARD DETAIL WITH WALKWAY BRACKET. CONNECTION WITH PARAPET POST SCHEME SPECIFIC.
WALKWAY BRACKET	STANDARD DETAIL – GEOMETRY BY DESIGNER
KICK PLATE	STANDARD DETAIL
WALKWAY BRACKET CONNECTION AND LOCATING PLATE	STANDARD DETAIL. DESIGNER TO CONSIDER ANCHOR BOLT DETAIL FOR CONCRETE BRIDGES.
SERVICE TROUGH STRINGERS	STANDARD DETAIL
SERVICE TROUGH SUPPORT	SCHEME SPECIFIC (OPEN MESH SHOWN ON STANDARD DRAWINGS)
INFILL PLATE	SCHEME SPECIFIC. ONLY REQUIRED ON E TYPE DECKS WHERE MAIN GIRDER TOP FLANGE > 500mm ABOVE BALLAST LEVEL AND BOTTOM BRACKET > 500mm ABOVE BOTTOM FLANGE SOFFIT.
SERVICE TROUGH	STANDARD DETAIL OPTION PROVIDED: STEEL PLATE DETAILED. USE OF LIGHTER ALTERNATIVES ENCOURAGED. DETAILS SCHEME SPECIFIC.
WALKWAY DECKING	STANDARD DETAIL OPTION PROVIDED: STEEL PLATE DETAILED. USE OF LIGHTER ALTERNATIVES ENCOURAGED. DETAILS SCHEME SPECIFIC.

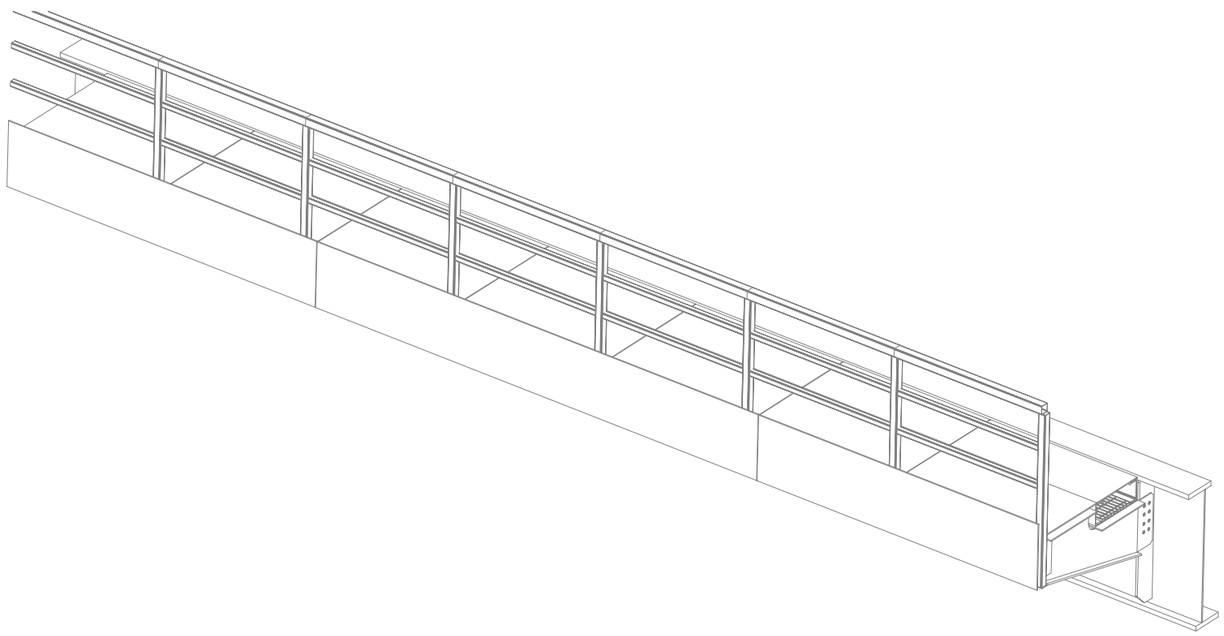

ISOMETRIC VIEW SHOWING TYP. WALKWAY BRACKETS, WALKWAY & PARAPET

N. T. S.

DRAWING No. NR/CIV/SD/1910

NOTES

1. REFER TO DRAWING No. NR/CIV/SD/1901 FOR GENERAL NOTES.

Rev	Date	Description of revision	Design'd	C'kd
B	MAY 10	EUROCODE ISSUE	AGW	SF
A	APR 09	FIRST ISSUE	AGW	SF
P2	16.02.09	DRAWING LAYOUT REVISED	IP	MK
P1	15.10.08	INDEPENDENT CHECK	IP	MK

Network Rail

Network Rail Infrastructure Ltd
Registered Office:
Kings Place
90 York Way
London
N1 9AG

Approved	Name	Position	Signature	Date
	Paul Clark	Snr. Proj. Eng. Manager Infrastructure Investment Building and Civils	P.C.	MAY 10

Master copy with original signatures held by Network Rail HQ CIVIL ENGINEERING STANDARD DESIGN

© COPYRIGHT NETWORK RAIL 2009

UNDERBRIDGE WALKWAYS STANDARD DRAWINGS

KEY TO COMPONENTS

Scale: AS SHOWN

Drawing Number: NR/CIV/SD/1910 B

AVA Documents
Document Sharing Hub