Supplementary Information

The following information is associated with Network Rail Standard:
NR CIV/SD/1920 Rev B

Additional Content Access

Click the link below to access CAD version of this drawing.

CAD Drawing

- CIV/SD/1920

If you have any questions, or need assistance, please contact **IHS Support**

Information accessed via the links above is the property of the Copyright holder

IHS Additional Content Page

Documents
Document Sharing Hub

Copyright Network Rail
Provided by IHS under license with Network Rail
No reproduction or networking permitted without license from IHS
Full document details: NR NR-CIV-SD-1920 ISSUE B 2010

Licensee=Weston Williamson/5989497001, User=sam, albett
Not for Resale, 03/27/2016 21:27:00 MDT

Copyright Network Rail
Provided by IHS under license with Network Rail
No reproduction or networking permitted without license from IHS
Full document details: NR NR-CIV-SD-1920 ISSUE B 2010
Licensee=Weston Williamson/5989497001, User=sam.albett
Not for Resale, 03/27/2016 21:27:00 MDT

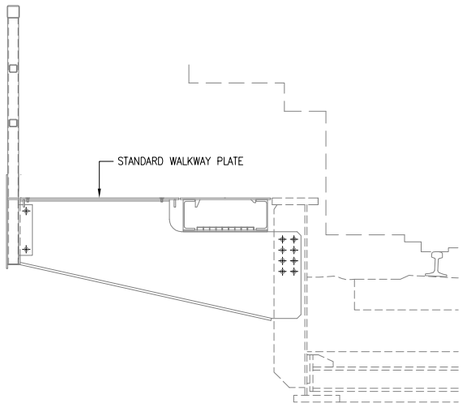

TYPICAL WALKWAY

SCALE 1:20

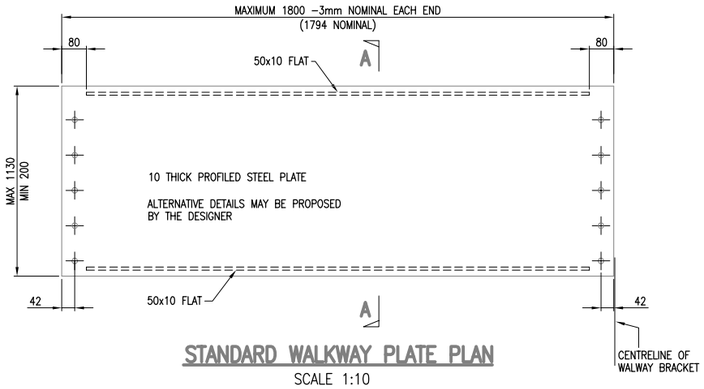

STANDARD WALKWAY PLATE PLAN

SCALE 1:10

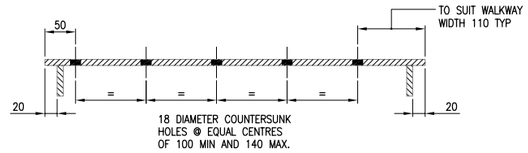

SECTION A–A

SCALE 1:5

DRAWING No. NR/CIV/SD/1920

NOTES

1. FOR GENERAL NOTES REFER TO DRAWING No. NR/CIV/SD/1901.
2. PROFILED STEEL PLATE TO PROVIDE NON SLIP SURFACE. STEEL GRADE NOT TO BE LESS THAN S275JR TO BS EN 10025.

Rev	Date	Description of revision	Design'd	C'kd
B	MAY 10	EUROCODE ISSUE	AGW	SF
A	APR 09	FIRST ISSUE	AGW	SF
P2	16.02.09	DRAWING LAYOUT REVISED	IP	MK
P1	15.11.08	INDEPENDENT CHECK	IP	MK

Network Rail

Network Rail Infrastructure Ltd
Registered Office:
Kings Place
90 York Way
London
N1 9AG

	Name	Position	Signature	Date
Approved	Paul Clark	Snr. Proj. Eng. Manager Infrastructure Investment Building and Civils	P.C.	MAY 10

Master copy with original signatures held by Network Rail HQ CIVIL ENGINEERING STANDARD DESIGN

© COPYRIGHT NETWORK RAIL 2009

UNDERBRIDGE WALKWAYS
STANDARD DRAWINGS

WALKWAY DECK DETAILS

Scale: AS SHOWN

Drawing Number: NR/CIV/SD/1920 B

AVA Documents
Document Sharing Hub