Supplementary Information

The following information is associated with Network Rail Standard:
NR CIV/SD/1923 Rev B

Additional Content Access

Click the link below to access CAD version of this drawing.

CAD Drawing

- CIV/SD/1923

If you have any questions, or need assistance, please contact **IHS Support**

Information accessed via the links above is the property of the Copyright holder

IHS Additional Content Page

Documents
Document Sharing Hub

Copyright Network Rail
Provided by IHS under license with Network Rail
No reproduction or networking permitted without license from IHS
Full document details: NR NR-CIV-SD-1923 ISSUE B 2010

Licensee=Weston Williamson/5989497001, User=sam, albett
Not for Resale, 03/27/2016 21:39:46 MDT

Copyright Network Rail
Provided by IHS under license with Network Rail
No reproduction or networking permitted without license from IHS
Full document details: NR NR-CIV-SD-1923 ISSUE B 2010
Licensee=Weston Williamson/5989497001, User=sam. albett
Not for Resale, 03/27/2016 21:39:46 MDT

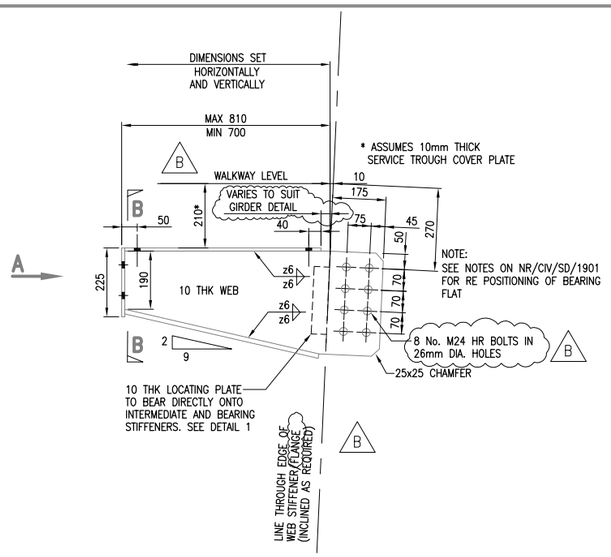

WALKWAY BRACKET TYPE 2 ATTACHED TO 'Z', 'U' OR 'E' TYPE DECK

(SHOWN FOR A CURVE WITH MAIN GIRDER INCLINED)
SCALE 1:10

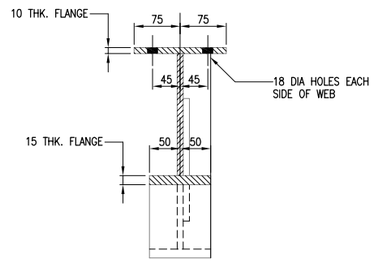

SECTION B–B

SCALE 1:5

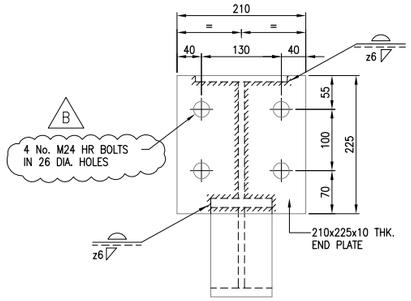

ELEVATION ON A

SCALE 1:5

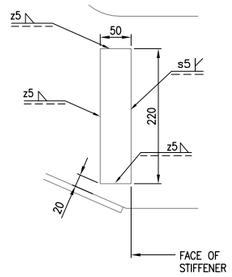

DETAIL 1

SCALE 1:5

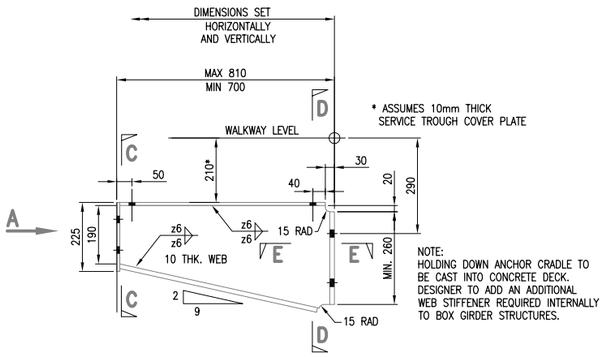

WALKWAY BRACKET TYPE 2 ATTACHED TO BOX OR CONCRETE DECK

SCALE 1:10

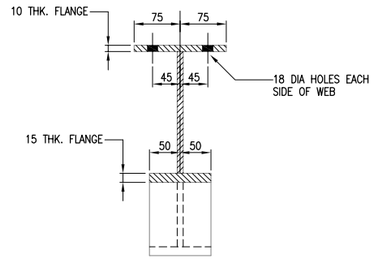

SECTION C–C

SCALE 1:5

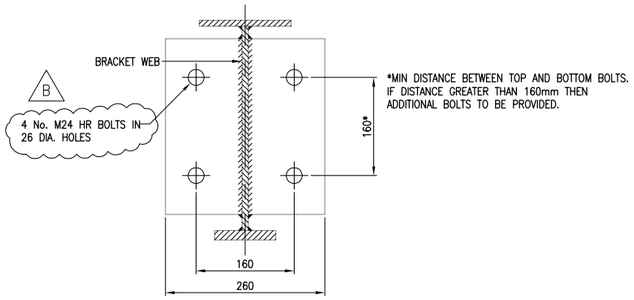

SECTIONAL ELEVATION ON D–D

SCALE 1:5

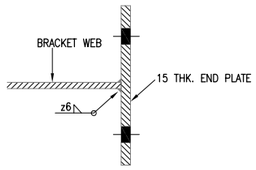

SECTION E–E

SCALE 1:5

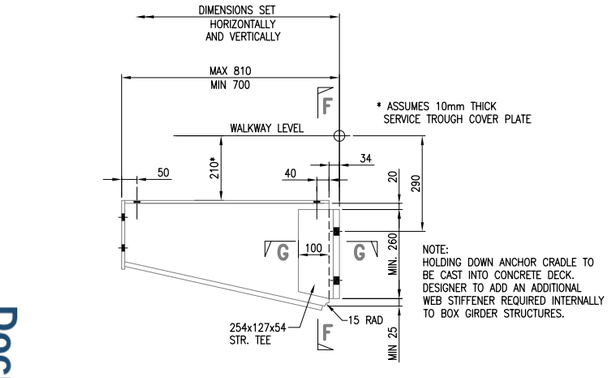

WALKWAY BRACKET TYPE 2 ATTACHED TO BOX OR CONCRETE DECK (ALTERNATIVE DETAIL)

SCALE 1:10

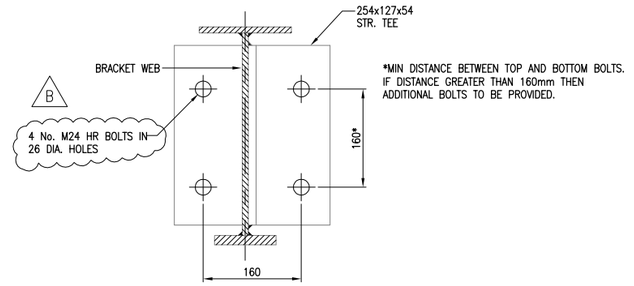

SECTIONAL ELEVATION ON F–F

SCALE 1:5

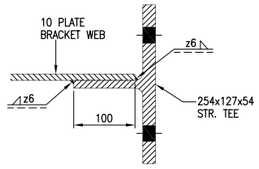

SECTION G–G

SCALE 1:5

DRAWING No. NR/CIV/SD/1923

NOTES

1. REFER TO DRAWING No. NR/CIV/SD/1901 FOR GENERAL NOTES.
2. NOTE THAT THE SPACING OF THE WALKWAY BRACKET BOLTS MAY BE INCREASED. THE DESIGNER WILL BE RESPONSIBLE TO ENSURE BOLT SPACING REQUIREMENTS ARE MET AND THAT THE HOLE ARRANGEMENT SHOWN ON THE STANDARD UNDERBRIDGE DRAWINGS ARE UPDATED TO MATCH.

Rev	Date	Description of revision	Design'd	C'kd
B	MAY 10	EUROCODE ISSUE	AGW	SF
A	APR 09	FIRST ISSUE	AGW	SF
P2	16.02.09	REVISED WHERE SHOWN	IP	MK
P1	15.10.08	INDEPENDENT CHECK	IP	MK

Network Rail

Network Rail Infrastructure Ltd
Registered Office:
Kings Place
90 York Way
London
N1 9AG

Approved	Paul Clark	Snr. Proj. Eng. Manager Infrastructure Investment Building and Civils	P.C.	MAY 10
	Name	Position	Signature	Date

Master copy with original signatures held by Network Rail HQ CIVIL ENGINEERING STANDARD DESIGN

© COPYRIGHT NETWORK RAIL 2009

UNDERBRIDGE WALKWAYS STANDARD DRAWINGS

WALKWAY BRACKET DETAILS TYPE 2 700mm – 810mm WIDE

Scale: AS SHOWN

Drawing Number: NR/CIV/SD/1923 B

AVA Documents
Document Sharing Hub