Supplementary Information

The following information is associated with Network Rail Standard:
NR CIV/SD/1930 Rev B

Additional Content Access

Click the link below to access CAD version of this drawing.

CAD Drawing

- CIV/SD/1930

If you have any questions, or need assistance, please contact **IHS Support**

Information accessed via the links above is the property of the Copyright holder

IHS Additional Content Page

Documents
Document Sharing Hub

Copyright Network Rail
Provided by IHS under license with Network Rail
No reproduction or networking permitted without license from IHS
Full document details: NR NR-CIV-SD-1930 ISSUE B 2010

Licensee=Weston Williamson/5989497001, User=sam, albett
Not for Resale, 03/27/2016 21:32:34 MDT

Copyright Network Rail
Provided by IHS under license with Network Rail
No reproduction or networking permitted without license from IHS
Full document details: NR NR-CIV-SD-1930 ISSUE B 2010
Licensee=Weston Williamson/5389497001, User=sam. albert
Not for Resale, 03/27/2016 21:32:34 MDT

ALL UNMARKED VIEWS SCALE 1:5

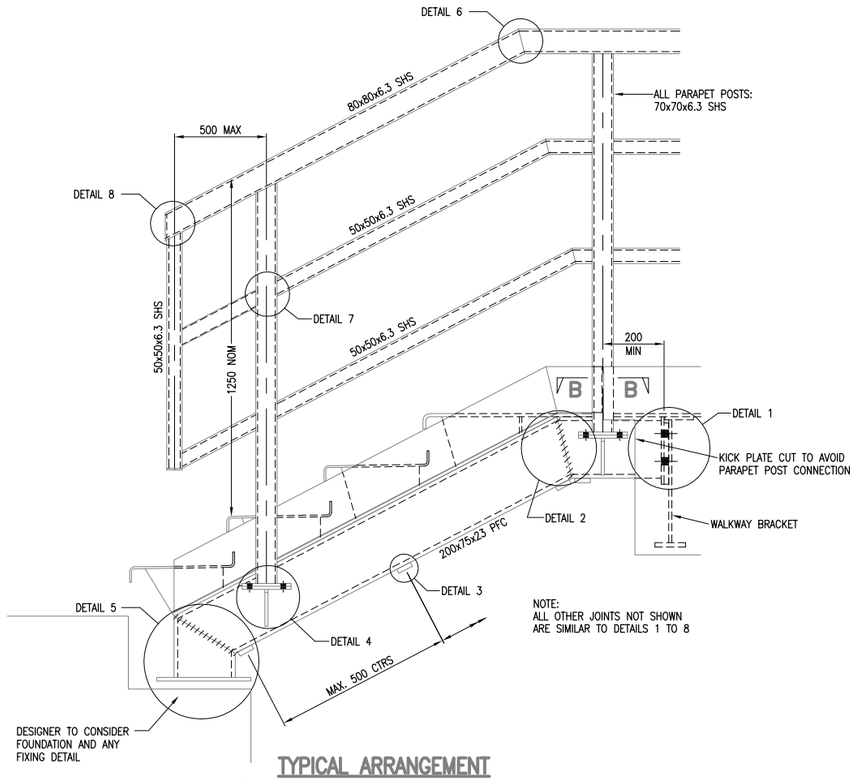

TYPICAL ARRANGEMENT
(STAIRS SHOWN RAMP SIMILAR)
SCALE 1 :10

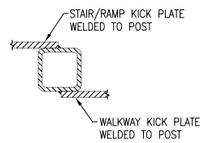

SECTION B–B
(KICK PLATE ARRANGEMENT)

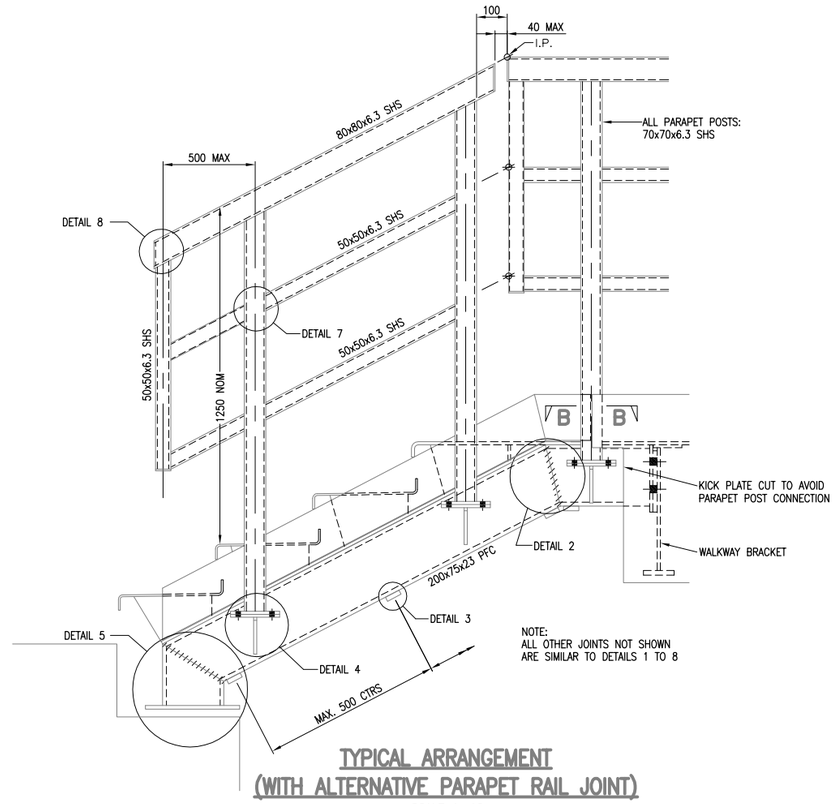

TYPICAL ARRANGEMENT
(WITH ALTERNATIVE PARAPET RAIL JOINT)
SCALE 1 :10

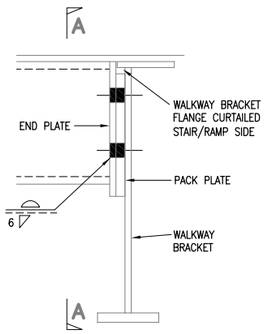

DETAIL 1
(TYPE 1 WALKWAY BRACKET
ARRANGEMENT ONLY)

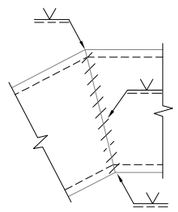

DETAIL 2

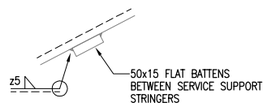

DETAIL 3

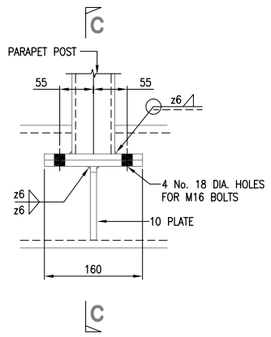

DETAIL 4

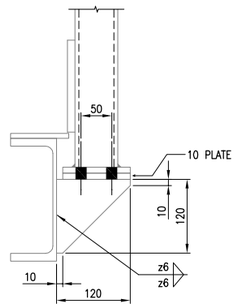

SECTION C–C

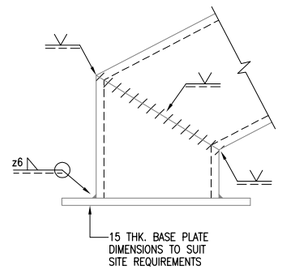

DETAIL 5

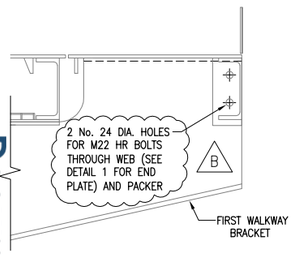

SCALE 1 :10

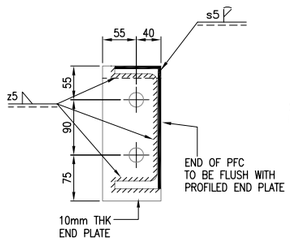

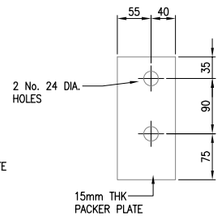

DETAIL 1
SECTIONAL ELEVATIONS ON A–A

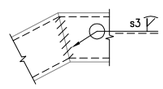

DETAIL 6

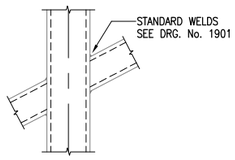

DETAIL 7

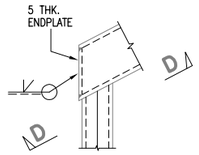

DETAIL 8

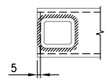

SECTION D–D

DRAWING No. NR/CIV/SD/1930

NOTES

1. REFER TO DRAWING No. NR/CIV/SD/1901 FOR GENERAL NOTES.
2. THIS DRAWING SHOWS THE FIRST WALKWAY PARAPET POST ATTACHED TO THE RAMP/STAIR STRINGER. IT MAY BE POSSIBLE TO ATTACH THIS POST TO THE WALKWAY BRACKET.

Rev	Date	Description of revision	Design'd	C'kd
B	MAY 10	EUROCODE ISSUE	AGW	SF
A	APR 09	FIRST ISSUE	AGW	SF
P3	19.02.09	SECTION AND NOTE ADDED	IP	MK
P2	16.02.09	REVISED WHERE SHOWN	IP	MK
P1	15.10.08	INDEPENDENT CHECK	IP	MK

Network Rail

Network Rail Infrastructure Ltd
Registered Office:
Kings Place
90 York Way
London
N1 9AG

Approved	Paul Clark	Snr. Proj. Eng. Manager Infrastructure Investment Building and Civils	P.C.	MAY 10
	Name	Position	Signature	Date

Master copy with original signatures held by Network Rail HQ
CIVIL ENGINEERING STANDARD DESIGN

© COPYRIGHT NETWORK RAIL 2009

UNDERBRIDGE WALKWAYS
STANDARD DRAWINGS

COMMON STAIR AND
RAMP DETAILS

Scale	AS SHOWN	
Drawing Number	NR/CIV/SD/1930	B

AVA Documents
Document Sharing Hub