The following information is associated with Network Rail Standard:
NR CIV/SD/2103 Rev B

Additional Content Access

Click the link below to access CAD version of this drawing.

CAD Drawing

- CIV/SD/2103

If you have any questions, or need assistance, please contact **IHS Support**

Information accessed via the links above is the property of the Copyright holder

IHS Additional Content Page

Documents
Document Sharing Hub

Copyright Network Rail
Provided by IHS under license with Network Rail
No reproduction or networking permitted without license from IHS
Full document details: NR NR-CIV-SD-2013 ISSUE B 2012

Licensee=Weston Williamson/5989497001, User=sam, albett
Not for Resale, 03/27/2016 19:56:47 MDT

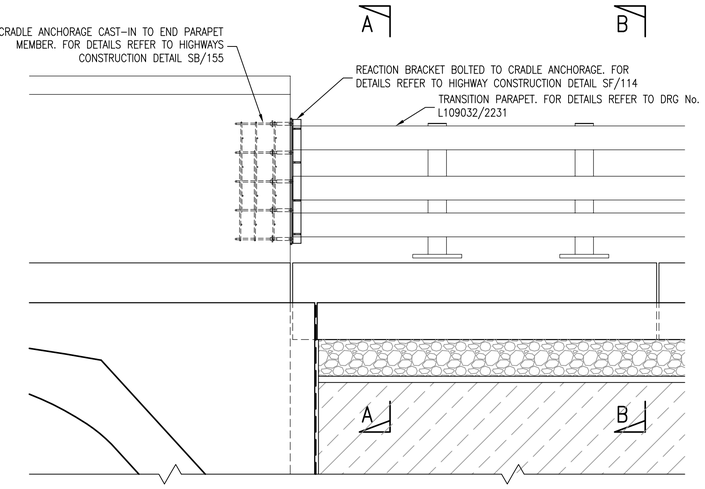

ELEVATION OF PARAPET JOINT DETAIL

SCALE 1:25

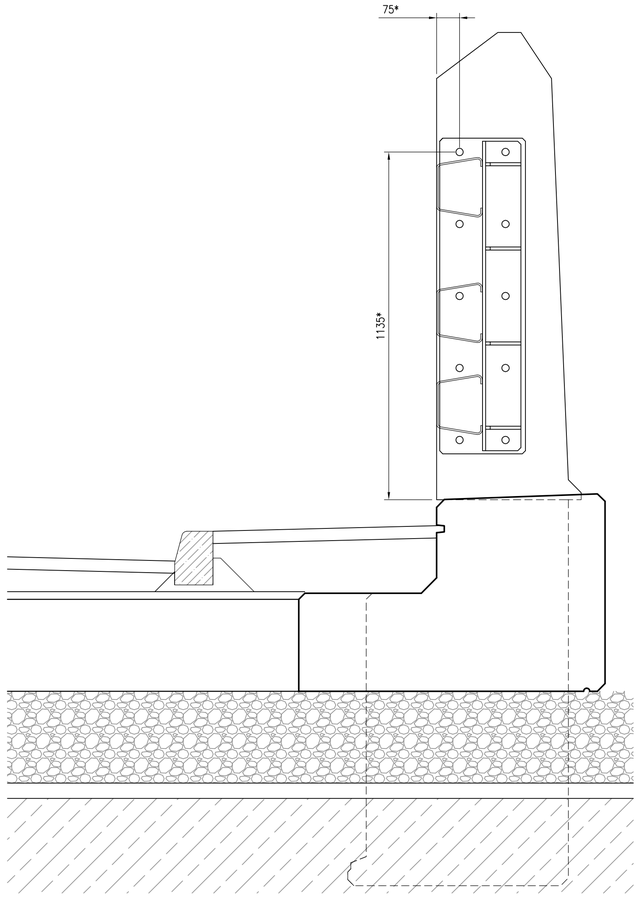

SECTION A–A

SCALE 1:10

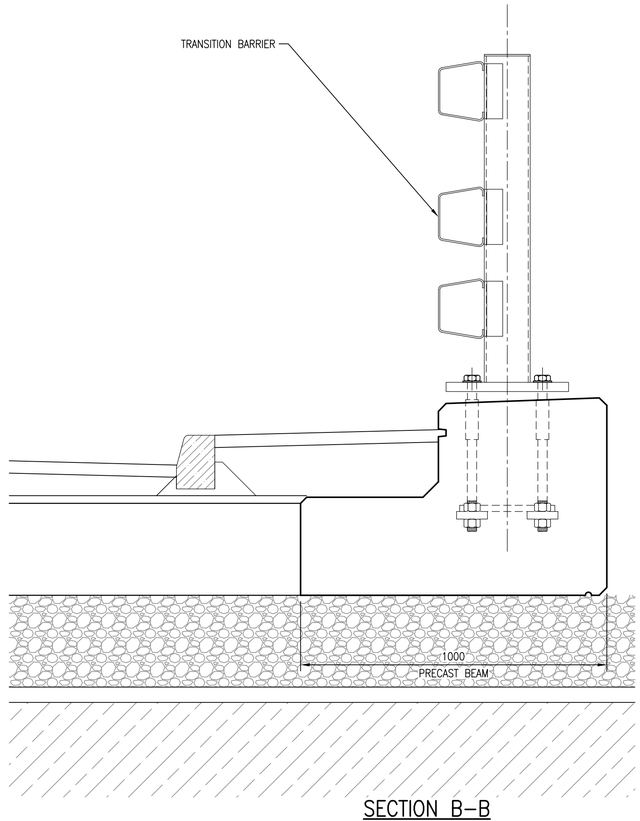

SECTION B–B

SCALE 1:10

DRAWING No. NR/CIV/SD/2103

NOTES

1. FOR GENERAL NOTES REFER TO DRAWING No. NR/CIV/SD/2001.

Rev	Date	Description of revision	Designed	C'kd
B	27.04.12	SECOND ISSUE	SzT	SWF
A	12.10.10	FIRST ISSUE	SzT	SWF

Network Rail

Network Rail Infrastructure Ltd. Registered Office: Kings Place, 90 York Way, London, N1 9AG

	Name	Position	Signature	Date
Approved	P. Clark	Head of Engineering IP 'Central'	PC	Apr 2013

Master copy with original signatures held by Network Rail HQ CIVIL ENGINEERING STANDARD DESIGN

© COPYRIGHT NETWORK RAIL 2013

STANDARD CONARCH OVERBRIDGE

GENERAL ARRANGEMENT TRANSITION PARAPET TO CONCRETE PARAPET JOINT DETAIL

Scale: AS SHOWN

Drawing Number: NR/CIV/SD/2103 B

Full document details: NR NR-CIV-SD-2013 ISSUE B 2012
Documents Document Sharing Hub
Licensee=Mapon Willoughby/5959410001, User=sam. allen/6000001, 2015-01-14 11:00:00
Copyright Network Rail
Provided by IHS under licence with Network Rail
Reproduced by permission of Network Rail. Not to be reproduced without permission from IHS