The following information is associated with Network Rail Standard:
NR CIV/SD/2085 Rev B

Additional Content Access

Click the link below to access CAD version of this drawing.

CAD Drawing

- CIV/SD/2085

If you have any questions, or need assistance, please contact **IHS Support**

Information accessed via the links above is the property of the Copyright holder

IHS Additional Content Page

--`,,,,,,`,,,,,,`,,`,,,,,,,,`-`-`,,`,,`,`,,`---

Documents
Document Sharing Hub

Copyright Network Rail
Provided by IHS under license with Network Rail
No reproduction or networking permitted without license from IHS
Full document details: NR NR-CIV-SD-2085 ISSUE B 2012

Licensee=Weston Williamson/5989497001, User=sam, albett
Not for Resale, 03/27/2016 20:00:16 MDT

Full document details: NR NR-CIV-SD-2085 ISSUE B 2012

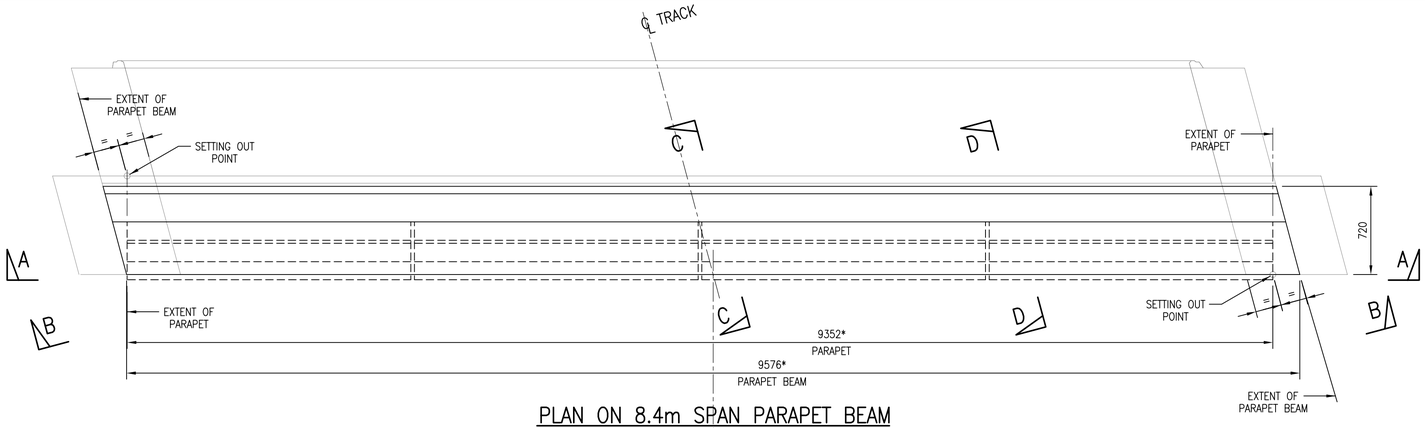

PLAN ON 8.4m SPAN PARAPET BEAM
SKEW 15°

SCALE 1:25

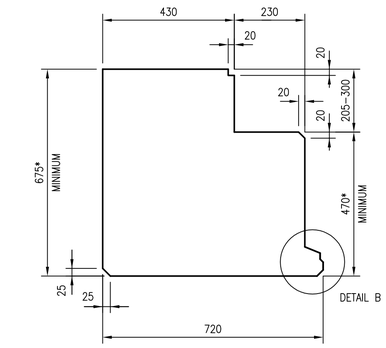

DETAIL A

SCALE 1:10

DIMENSIONS APPLY FOR SQUARE SPAN BEAM ONLY.
VERTICAL DIMESIONS APPLY FOR SECTIONS PARALLEL TO TRACK.
HORIZONTAL DIMENSIONS WILL VARY DEPENDANT ON BRIDGE SKEW.

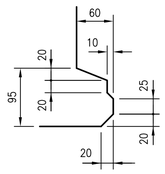

DETAIL B

SCALE 1:5

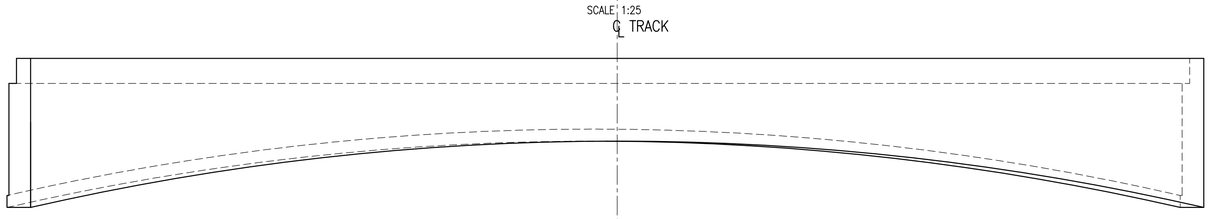

ELEVATION A–A
HORIZONTAL PARAPET

SCALE 1:25

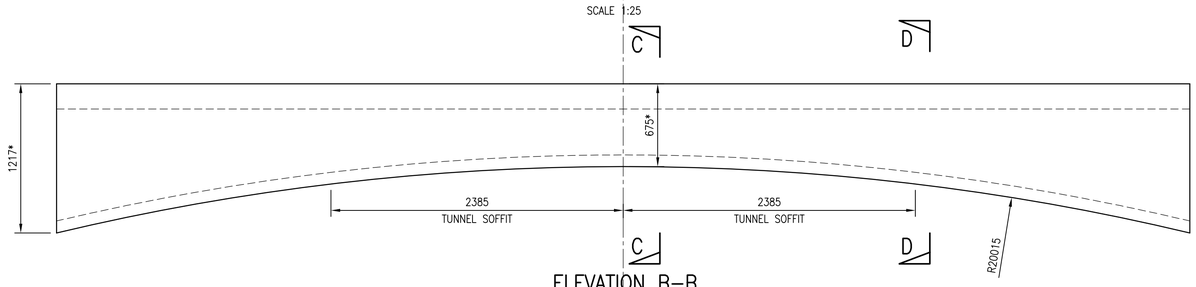

ELEVATION B–B
HORIZONTAL PARAPET

SCALE 1:25

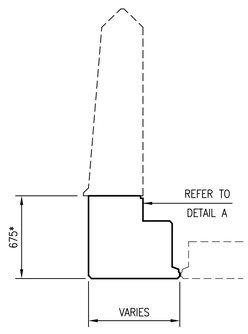

SECTION C–C

SCALE 1:25

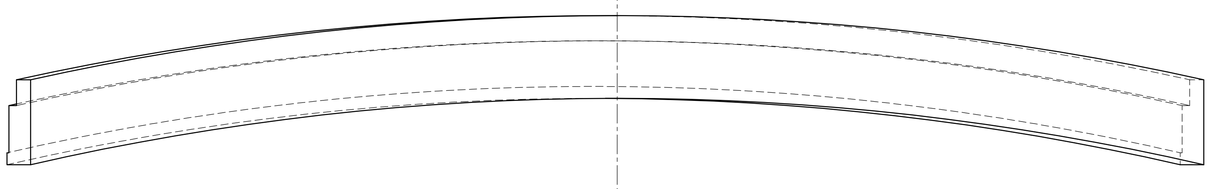

ELEVATION A–A
CURVED PARAPET

SCALE 1:25

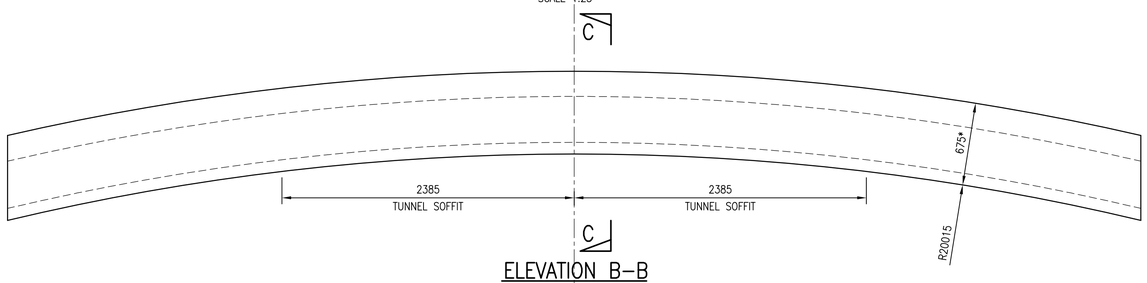

ELEVATION B–B
CURVED PARAPET

SCALE 1:25

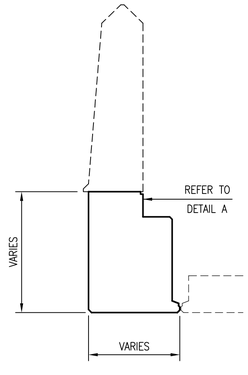

SECTION D–D

SCALE 1:25

DRAWING No. NR/CIV/SD/2085

NOTES

1. FOR GENERAL NOTES REFER TO DRAWING No. NR/CIV/SD/2001.

Rev	Date	Description of revision	Designed	C'kd
B	27.04.12	SECOND ISSUE	SzT	SWF
A	12.10.10	FIRST ISSUE	SzT	SWF

Network Rail

Network Rail Infrastructure Ltd. Registered Office:
Kings Place, 90 York Way, London, N1 9AG

	Name	Position	Signature	Date
Approved	P. Clark	Head of Engineering IP Central	PC	Apr 2013

Master copy with original signatures held by Network Rail HQ
CIVIL ENGINEERING STANDARD DESIGN

© COPYRIGHT NETWORK RAIL 2013

STANDARD CONARCH OVERBRIDGE

GENERAL ARRANGEMENT
8.4m PARAPET BEAM
RIGHT SKEW 15°

Scale: AS SHOWN

Drawing Number: NR/CIV/SD/2085 B

Documents
Document Sharing Hub