Supplementary Information

The following information is associated with Network Rail Standard:
NR CIV/SD/209 Rev A

Additional Content Access

Click the link below to access CAD version of this drawing.

CAD Drawing

- CIV/SD/209

If you have any questions, or need assistance, please contact **IHS Support**

Information accessed via the links above is the property of the Copyright holder

IHS Additional Content Page

Documents
Document Sharing Hub

Copyright Network Rail
Provided by IHS under license with Network Rail
No reproduction or networking permitted without license from IHS
Full document details: NR NR-CIV-SD-209 ISSUE A 2011

Licensee=Weston Williamson/5989497001, User=sam, albett
Not for Resale, 03/27/2016 20:52:32 MDT

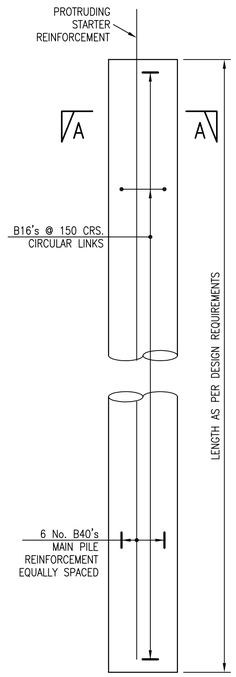

TYPICAL PILE
SCALE 1:20

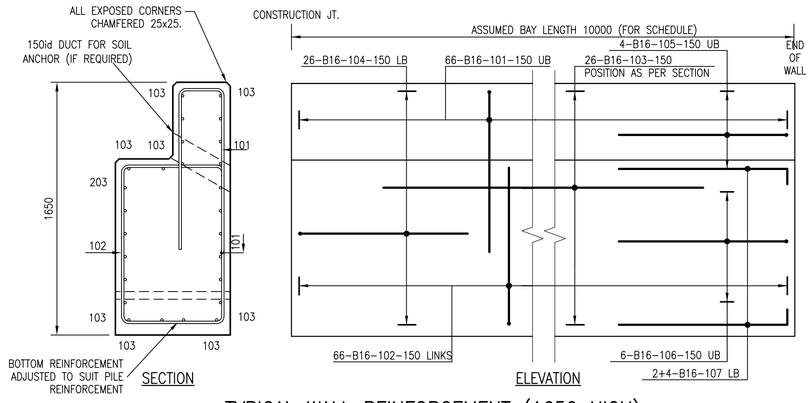

TYPICAL WALL REINFORCEMENT (1650 HIGH)
SCALE 1:20

COVER TO REINFORCEMENT:
50mm – TOP & SIDES
75mm – BOTTOM

LAP LENGTHS:
B16 BARS = 550 (MIN.)

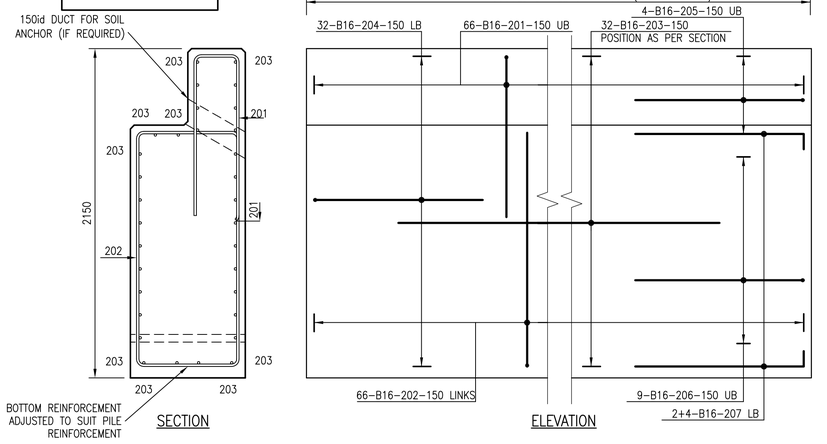

TYPICAL WALL REINFORCEMENT (2150 HIGH)
SCALE 1:20

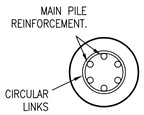

SECTION A–A
SCALE 1:20

EXAMPLE OF REINFORCEMENT ARRANGEMENT/DETAILS

DRAWING No. NR/CIV/SD/209

NOTES

1 FOR GENERAL NOTES SEE DRG. NR/CIV/SD/200.

2 FOR GENERIC RISK ASSESSMENT, REFER TO DRG. NR/CIV/SD/200 TABLE 1. DESIGNER TO COMPILE SITE SPECIFIC RISK ASSESSMENT.

3 FOR GENERAL DETAILS OF BORED PILE RETAINING WALL REFER TO DRG. NR/CIV/SD/206.

A REINFORCED CONCRETE

A1 REINFORCEMENT LISTED ON THE BENDING SCHEDULE COMPLIES WITH BS8666:2005 AND IS CONTAINED WITHIN DOCUMENT NO. NR/CIV/SD/S209.

A2 ALL REINFORCEMENT SHALL BE HIGH YIELD, DEFORMED TYPE 2 BARS, IN ACCORDANCE WITH B.S.4449;2005.

A3 CONCRETE TO BE IN ACCORDANCE WITH BS. 8500 AND EN 206–1. A COMPRESSIVE STRENGTH OF C40/50 MINIMUM IS REQUIRED FOR THE PILES AND WALL.

A4 COVER TO REINFORCEMENT:
50MM – WALL
75MM – PILE

Rev	Date	Description of revision	Design'd	C'kd
A	MAY 2011	FIRST ISSUE	RKA	AW

Network Rail

Network Rail Infrastructure Ltd. Registered Office:
Kings Place, 90 York Way, London, N1 9AG

	Name	Position	Signature	Date
Approved	P CLARK	Senior Prog. Eng. Manager Investment Projects Building & Civils	PC	MAY 2011

Master copy with original signatures held by Network Rail HQ
CIVIL ENGINEERING STANDARD DESIGN

© COPYRIGHT NETWORK RAIL 2011

RETAINING WALLS

TYPICAL
BORED PILE RETAINING WALL
REINFORCEMENT DETAILS

Scale	AS SHOWN @ A1	
Drawing Number	NR/CIV/SD/209	REV. A

Full document details: NR NR-CIV-SD-209 ISSUE A 2011
Documents
Document Sharing Hub
Licensee:nilesh vithoba gorde(0058941001). User:sam. elliott
Version:4.0.0.0 Date:Wed,01 Jun 2011 12:00:00
Copyright Network Rail
Provided by IHS under licence with Network Rail
No reproduction or networking permitted without licence from IHS