Supplementary Information

The following information is associated with Network Rail Standard:
NR CIV/SD/2113-2 Rev B

Additional Content Access

Click the link below to access CAD version of this drawing.

CAD Drawing

- CIV/SD/2113-2

If you have any questions, or need assistance, please contact **IHS Support**

Information accessed via the links above is the property of the Copyright holder

IHS Additional Content Page

--`,,,,,,`,,,,,,`,,`,,,,,,,,`-`-`,,`,,`,`,,`---

Documents
Document Sharing Hub

Copyright Network Rail
Provided by IHS under license with Network Rail
No reproduction or networking permitted without license from IHS
Full document details: NR NR-CIV-SD-2113-2 ISSUE B 2012

Licensee=Weston Williamson/5989497001, User=sam, albett
Not for Resale, 03/27/2016 19:57:00 MDT

Drg No. 2113 – SCHEDULE FOR 1250mm UNIT WIDTH

Bar mark	Type and size	No. of mbrs	No. of bars in each	Total no.	Length of each bar † mm	Shape code	A* mm	B* mm	C* mm	D* mm	E/R* mm	Rev letter
01	B25	1	4	4	4475	99			1175			
02	B20	1	4	4	4000	99			1175			
03	B40	1	4	4	8200	99			5525			
04	B32	1	4	4	8175	99			5525			
05	B32	1	12	12	5400	99			1920	1105	26885	
06	B25	1	4	4	5400	99			1915	1100	26860	
									MKS 05 & 06			
07	B32	1	8	8	3550	25	1265	1125	690	840	(1155)	
08	B25	1	8	8	2875	25	930	790	505	590	(1155)	
09	B25	1	4	4	2450	28	600	1665	(240)	455		
10	B20	1	12	12	2425	28	600	1665	(200)	450		
15	B16	1	16	16	1425	21	600	285	(600)			
31a	B12	1	38	38	3350	51	1230	335	160			
31b	B12	1	2	2	3350	51	1230	345	160			
31c	B12	1	2	2	3375	51	1230	355	160			
31d	B12	1	2	2	3400	51	1230	365	160			
31e	B12	1	2	2	3450	51	1230	385	160			
31f	B12	1	2	2	3475	51	1230	405	160			
31g	B12	1	2	2	3550	51	1230	435	160			
31h	B12	1	2	2	3600	51	1230	465	160			
31j	B12	1	2	2	3675	51	1230	505	160			
32a	B16	1	38	38	1750	51	520	225	210			
32b	B16	1	2	2	1775	51	520	230	210			
32c	B16	1	2	2	1800	51	520	240	210			
32d	B16	1	2	2	1800	51	520	250	210			
32e	B16	1	2	2	1850	51	520	270	210			
32f	B16	1	2	2	1900	51	520	290	210			
32g	B16	1	2	2	1950	51	520	320	210			
32h	B16	1	2	2	2000	51	520	350	210			
32j	B16	1	2	2	2100	51	520	390	210			

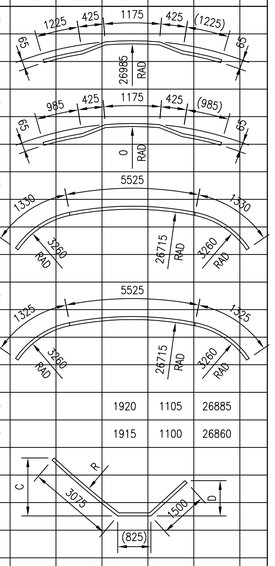

This schedule conforms to BS 8666: 2005

* Specified in multiples of 5 mm. † Specified in multiples of 25 mm.

Bar mark	Type and size	No. of mbrs	No. of bars in each	Total no.	Length of each bar † mm	Shape code	A* mm	B* mm	C* mm	D* mm	E/R* mm	Rev letter
33a	B16	1	2	2	4275	99	1205	650	500	620	240	
33b	B16	1	2	2	4175	99	1205	605	500	580	225	
33c	B16	1	2	2	4100	99	1205	570	500	550	210	
33d	B16	1	2	2	4050	99	1205	545	500	525	200	
33e	B16	1	2	2	4025	99	1205	530	500	510	195	
					Mks. 33, 34, 35, 36							
34a	B16	1	2	2	2150	99	495	445	210	435	160	
34b	B16	1	2	2	2075	99	495	405	210	395	145	
34c	B16	1	2	2	2000	99	495	370	210	365	130	
34d	B16	1	2	2	1950	99	495	345	210	340	120	
34e	B16	1	2	2	1925	99	495	330	210	325	115	
35a	B16	1	20	20	4150	99	1195	600	500	550	280	
35b	B16	1	4	4	3700	99	1195	370	500	350	165	
36	B16	1	24	24	1975	99	485	370	210	350	165	
37	B16	1	38	38	1975	21	930	160	(930)			
38a	B16	1	2	2	1975	21	930	160	(930)			
38b	B16	1	2	2	1975	21	930	170	(930)			
38c	B16	1	2	2	2000	21	930	180	(930)			
38d	B16	1	2	2	2000	21	930	195	(930)			
38e	B16	1	2	2	2025	21	930	220	(930)			
38f	B16	1	2	2	2050	21	930	245	(930)			
38g	B16	1	2	2	2075	21	930	275	(930)			
38h	B16	1	2	2	2125	21	930	310	(930)			
39a	B16	1	2	2	2150	29	905	370	(930)	360	130	
39b	B16	1	2	2	2125	29	905	330	(930)	325	110	
39c	B16	1	2	2	2075	29	905	295	(930)	295	100	
39d	B16	1	2	2	2050	29	905	270	(930)	270	90	
39e	B16	1	2	2	2050	29	905	260	(930)	260	85	
40	B20	1	24	24	2325	29	1050	260	(1115)	280	95	
						Mks. 39, 40, 42						
42	B16	1	2	2	1625	29	225	1205	(250)	1130	460	
43	B12	1	4	4	1475	21	400	720	(400)			
44	B12	1	8	8	1900	11	870	(1035)				

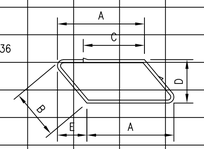

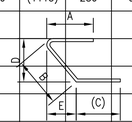

This schedule conforms to BS 8666: 2005

* Specified in multiples of 5 mm. † Specified in multiples of 25 mm.

DRAWING No. NR/CIV/SD/2113–2

NOTES

1. FOR GENERAL NOTES REFER TO DRAWING No. NR/CIV/SD/2001.

Rev	Date	Description of revision	Designed	C'kd
B	27.04.12	SECOND ISSUE	SzT	SWF
A	12.10.10	FIRST ISSUE	SzT	SWF

Network Rail

Network Rail Infrastructure Ltd. Registered Office: Kings Place, 90 York Way, London, N1 9AG

	Name	Position	Signature	Date
Approved	P. Clark	Head of Engineering IP Central	PC	Apr 2013

Master copy with original signatures held by Network Rail HQ CIVIL ENGINEERING STANDARD DESIGN

© COPYRIGHT NETWORK RAIL 2013

STANDARD CONARCH OVERBRIDGE

REINFORCEMENT DETAILS 7.4m INTERNAL UNIT LEFT SKEW 30°

SHEET 2

Scale 1:25

Drawing Number NR/CIV/SD/2113–2 B

Full document details: NR NR-CIV-SD-2113-2 ISSUE B 2012

Documents Document Sharing Hub

Copyright Network Rail
Provided by IHS under licence with Network Rail
No reproduction or networking permitted unless authorised by licence from IHS

Licence: network rail, User: swf, 2013-04-29 09:00:00 GMT+0100