Supplementary Information

The following information is associated with Network Rail Standard:
NR CIV/SD/2117-2 Rev B

Additional Content Access

Click the link below to access CAD version of this drawing.

CAD Drawing

- CIV/SD/2117-2

If you have any questions, or need assistance, please contact **IHS Support**

Information accessed via the links above is the property of the Copyright holder

IHS Additional Content Page

--`,,,,,,`,,,,,,`,,`,,,,,,,,`-`-`-,,`,,`,`,,`---

Documents
Document Sharing Hub

Copyright Network Rail
Provided by IHS under license with Network Rail
No reproduction or networking permitted without license from IHS
Full document details: NR NR-CIV-SD-2117-2 ISSUE B 2012

Licensee=Weston Williamson/5989497001, User=sam, albett
Not for Resale, 03/27/2016 19:58:33 MDT

Drg No. 2117 – SCHEDULE FOR 1250mm UNIT WIDTH

Bar mark	Type and size	No. of mbrs	No. of bars in each	Total no.	Length of each bar † mm	Shape code	A* mm	B* mm	C* mm	D* mm	E/R* mm	Rev letter
01	B25	1	4	4	4950	99			1650			
02	B20	1	4	4	4475	99			1650			
03	B40	1	4	4	9950	99			6755			
04	B32	1	4	4	9950	99			6755			
05	B40	1	8	8	6200	99			2100	1205	40090	
06	B32	1	8	8	6200	99			2095	1200	40095	
									MKS 05 & 06			
07	B32	1	8	8	3625	25	1235	1105	570	890	(1285)	
08	B25	1	8	8	2975	25	900	770	415	620	(1285)	
09	B32	1	4	4	2575	28	700	1650	(305)	575		
10	B25	1	12	12	2525	28	700	1695	(240)	570		
15	B16	1	16	16	1475	21	600	330	(600)			
31a	B12	1	46	46	3900	51	1505	335	160			
31b	B12	1	2	2	3900	51	1505	345	160			
31c	B12	1	2	2	3925	51	1505	350	160			
31d	B12	1	2	2	3925	51	1505	355	160			
31e	B12	1	2	2	3950	51	1505	370	160			
31f	B12	1	2	2	3975	51	1505	380	160			
31g	B12	1	2	2	4025	51	1505	400	160			
31h	B12	1	2	2	4050	51	1505	420	160			
31j	B12	1	2	2	4100	51	1505	445	160			
31k	B12	1	2	2	4150	51	1505	470	160			
31l	B12	1	2	2	4225	51	1505	505	160			
32a	B16	1	46	46	2000	51	635	225	210			
32b	B16	1	2	2	2000	51	635	230	210			
32c	B16	1	2	2	2000	51	635	235	210			
32d	B16	1	2	2	2025	51	635	240	210			
32e	B16	1	2	2	2050	51	635	255	210			
32f	B16	1	2	2	2075	51	635	265	210			
32g	B16	1	2	2	2100	51	635	285	210			
32h	B16	1	2	2	2150	51	635	305	210			
32j	B16	1	2	2	2200	51	635	330	210			
32k	B16	1	2	2	2250	51	635	355	210			
32l	B16	1	2	2	2325	51	635	390	210			

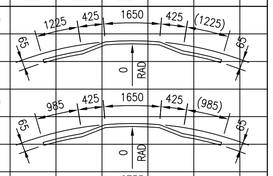

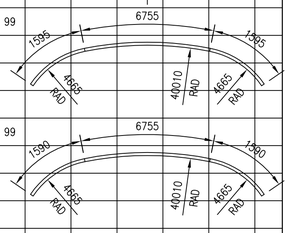

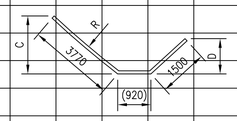

This schedule conforms to BS 8666: 2005

* Specified in multiples of 5 mm. † Specified in multiples of 25 mm.

Bar mark	Type and size	No. of mbrs	No. of bars in each	Total no.	Length of each bar † mm	Shape code	A* mm	B* mm	C* mm	D* mm	E/R* mm	Rev letter
33a	B16	1	2	2	4925	99	1460	725	500	620	415	
33b	B16	1	2	2	4850	99	1460	680	500	585	385	
33c	B16	1	2	2	4775	99	1460	645	500	555	365	
33d	B16	1	2	2	4700	99	1460	615	500	535	345	
33e	B16	1	2	2	4675	99	1460	595	500	515	335	
33f	B16	1	2	2	4650	99	1460	585	500	510	330	
					Mks. 33, 34, 35, 36							
34a	B16	1	2	2	2450	99	590	495	210	435	275	
34b	B16	1	2	2	2350	99	590	450	210	400	250	
34c	B16	1	2	2	2275	99	590	415	210	370	230	
34d	B16	1	2	2	2225	99	590	385	210	350	210	
34e	B16	1	2	2	2175	99	590	365	210	330	200	
34f	B16	1	2	2	2150	99	590	355	210	325	195	
35a	B16	1	20	20	4850	99	1435	710	500	550	480	
35b	B16	1	4	4	4275	99	1435	425	500	350	280	
36	B16	1	24	24	2250	99	565	425	210	350	280	
37	B16	1	46	46	2225	21	1060	160	(1060)			
38a	B20	1	2	2	2550	13	1235	180	(1235)			
38b	B20	1	2	2	2550	13	1235	180	(1235)			
38c	B20	1	2	2	2550	13	1235	180	(1235)			
38d	B20	1	2	2	2550	13	1235	180	(1235)			
38e	B20	1	2	2	2575	13	1235	195	(1235)			
38f	B20	1	2	2	2575	13	1235	210	(1235)			
38g	B20	1	2	2	2600	13	1235	230	(1235)			
38h	B20	1	2	2	2625	13	1235	255	(1235)			
38j	B20	1	2	2	2650	21	1235	280	(1235)			
38k	B20	1	2	2	2675	21	1235	310	(1235)			
39a	B20	1	2	2	2650	29	1145	365	(1235)	365	180	
39b	B20	1	2	2	2600	29	1145	325	(1235)	330	155	
39c	B20	1	2	2	2575	29	1145	290	(1235)	300	135	
39d	B20	1	2	2	2550	29	1145	260	(1235)	280	115	
39e	B20	1	2	2	2525	29	1145	240	(1235)	265	105	
39f	B20	1	2	2	2525	29	1145	235	(1235)	260	100	
40	B20	1	24	24	2575	29	1110	270	(1235)	280	155	
						Mks. 39, 40, 42						
42	B16	1	2	2	1875	29	205	1460	(250)	1210	845	
43	B12	1	4	4	1650	21	400	885	(400)			
44	B12	1	8	8	2075	11	1065	(1030)				

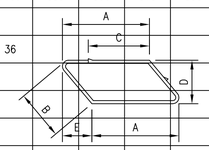

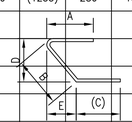

This schedule conforms to BS 8666: 2005

* Specified in multiples of 5 mm. † Specified in multiples of 25 mm.

DRAWING No. NR/CIV/SD/2117-2

NOTES

1. FOR GENERAL NOTES REFER TO DRAWING No. NR/CIV/SD/2001.

Rev	Date	Description of revision	Designed	C'kd
B	27.04.12	SECOND ISSUE	SzT	SWF
A	12.10.10	FIRST ISSUE	SzT	SWF

Network Rail

Network Rail Infrastructure Ltd. Registered Office: Kings Place, 90 York Way, London, N1 9AG

	Name	Position	Signature	Date
Approved	P. Clark	Head of Engineering IP Central	PC	Apr 2013

Master copy with original signatures held by Network Rail HQ CIVIL ENGINEERING STANDARD DESIGN

© COPYRIGHT NETWORK RAIL 2013

STANDARD CONARCH OVERBRIDGE

REINFORCEMENT DETAILS 7.4m INTERNAL UNIT RIGHT SKEW 45°

SHEET 2

Scale 1:25

Drawing Number NR/CIV/SD/2117-2 B

Full document details: NR/NR-CIV-SD-2117-2 ISSUE B 2012

AVA Documents Document Sharing Hub

Copyright Network Rail
Provided by IHS under licence with Network Rail
No reproduction or networking permitted unless authorised by licence from IHS

Licence: network-rail-ihs-licence-20150602-083553
User name: swalsh