Supplementary Information

The following information is associated with Network Rail Standard:
NR CIV/SD/2125-2 Rev B

Additional Content Access

Click the link below to access CAD version of this drawing.

CAD Drawing

- CIV/SD/2125-2

If you have any questions, or need assistance, please contact **IHS Support**

Information accessed via the links above is the property of the Copyright holder

IHS Additional Content Page

Documents
Document Sharing Hub

Copyright Network Rail
Provided by IHS under license with Network Rail
No reproduction or networking permitted without license from IHS
Full document details: NR NR-CIV-SD-2125-2 ISSUE B 2012

Licensee=Weston Williamson/5989497001, User=sam, albett
Not for Resale, 03/27/2016 19:57:15 MDT

Drg No. 2125 – SCHEDULE FOR 1250mm UNIT WIDTH

Bar mark	Type and size	No. of mbrs	No. of bars in each	Total no.	Length of each bar † mm	Shape code	A* mm	B* mm	C* mm	D* mm	E/R* mm	Rev letter
01	B25	1	2	2	4275	99			975			
02	B20	1	6	6	3800	99			975			
03	B40	1	4	4	7375	99			4960			
04	B32	1	4	4	7375	99			4955			
05	B32	1	16	16	5250	99			1820	675	21650	
07	B32	1	16	16	3775	25	1275	640	755	460	(1850)	
09	B25	1	16	16	2275	28	845	1250	(240)	595		
15	B16	1	16	16	1400	21	600	255	(600)			
31a	B12	1	34	34	3075	51	1100	335	160			
31b	B12	1	2	2	3100	51	1100	345	160			
31c	B12	1	2	2	3125	51	1100	355	160			
31d	B12	1	2	2	3150	51	1100	370	160			
31e	B12	1	2	2	3200	51	1100	390	160			
31f	B12	1	2	2	3250	51	1100	420	160			
31g	B12	1	2	2	3325	51	1100	455	160			
31h	B12	1	2	2	3400	51	1100	495	160			
32a	B16	1	34	34	1650	51	465	225	210			
32b	B16	1	2	2	1650	51	465	230	210			
32c	B16	1	2	2	1675	51	465	240	210			
32d	B16	1	2	2	1700	51	465	255	210			
32e	B16	1	2	2	1750	51	465	275	210			
32f	B16	1	2	2	1800	51	465	305	210			
32g	B16	1	2	2	1875	51	465	340	210			
32h	B16	1	2	2	1950	51	465	380	210			

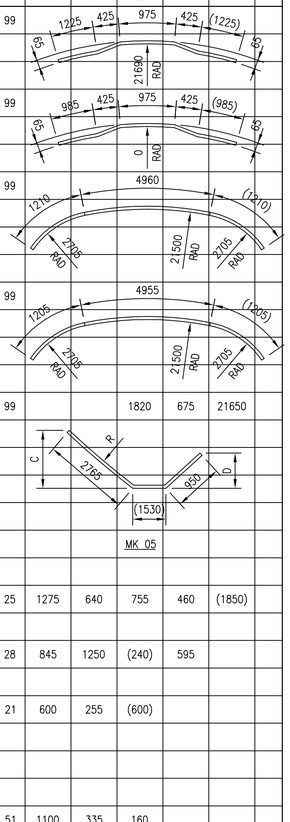

This schedule conforms to BS 8666: 2005

* Specified in multiples of 5 mm. † Specified in multiples of 25 mm.

Bar mark	Type and size	No. of mbrs	No. of bars in each	Total no.	Length of each bar † mm	Shape code	A* mm	B* mm	C* mm	D* mm	E/R* mm	Rev letter
33a	B16	1	2	2	3975	99	1090	620	500	620	110	
33b	B16	1	2	2	3900	99	1090	580	500	580	105	
33c	B16	1	2	2	3825	99	1090	545	500	545	100	
33d	B16	1	2	2	3775	99	1090	520	500	520	95	
33e	B16	1	14	14	3750	99	1090	510	500	510	90	
34a	B16	1	2	2	2050	99	455	430	210	435	75	
34b	B16	1	2	2	1950	99	455	390	210	395	70	
34c	B16	1	2	2	1900	99	455	355	210	360	60	
34d	B16	1	2	2	1850	99	455	330	210	335	55	
34e	B16	1	14	14	1825	99	455	320	210	325	55	
35a	B16	1	10	10	3850	99	1085	555	(500)	550	135	
35b	B16	1	4	4	3425	99	1085	350	(500)	350	80	
36	B16	1	14	14	1875	99	450	350	(210)	350	80	
37	B16	1	34	34	1925	21	910	160	(910)			
38a	B20	1	2	2	1900	13	910	180	(910)			
38b	B20	1	2	2	1900	13	910	180	(910)			
38c	B20	1	2	2	1900	13	910	185	(910)			
38d	B20	1	2	2	1925	13	910	205	(910)			
38e	B20	1	2	2	1950	13	910	230	(910)			
38f	B20	1	2	2	1975	21	910	260	(910)			
38g	B20	1	2	2	2025	21	910	300	(910)			
39a	B20	1	2	2	2425	29	1080	350	(1100)	360	50	
39b	B20	1	2	2	2400	29	1080	310	(1100)	320	40	
39c	B20	1	2	2	2350	29	1080	275	(1100)	290	35	
39d	B20	1	2	2	2325	29	1080	255	(1100)	270	30	
39e	B20	1	14	14	2325	29	1080	245	(1100)	260	30	
40	B20	1	14	14	2350	29	1075	265	(1100)	280	50	
42	B16	1	2	2	1525	29	240	1090	(250)	1075	205	
43	B12	1	4	4	1400	21	400	645	(400)			
44	B12	1	8	8	1525	11	780	(760)				

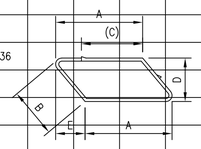

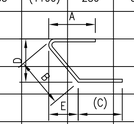

This schedule conforms to BS 8666: 2005

* Specified in multiples of 5 mm. † Specified in multiples of 25 mm.

DRAWING No. NR/CIV/SD/2125–2

NOTES

1. FOR GENERAL NOTES REFER TO DRAWING No. NR/CIV/SD/2001.

Rev	Date	Description of revision	Designed	C'kd
B	27.04.12	SECOND ISSUE	SzT	SWF
A	12.10.10	FIRST ISSUE	SzT	SWF

Network Rail

Network Rail Infrastructure Ltd. Registered Office: Kings Place, 90 York Way, London, N1 9AG

	Name	Position	Signature	Date
Approved	P. Clark	Head of Engineering IP Central	PC	Apr 2013

Master copy with original signatures held by Network Rail HQ CIVIL ENGINEERING STANDARD DESIGN

© COPYRIGHT NETWORK RAIL 2013

STANDARD CONARCH OVERBRIDGE

REINFORCEMENT DETAILS 8.4m INTERNAL UNIT RIGHT SKEW 15°

SHEET 2

Scale 1:25

Drawing Number NR/CIV/SD/2125–2 B

Full document details: NR NR-CIV-SD-2125-2 ISSUE B 2012

Documents Document Sharing Hub

Copyright Network Rail
Provided by IHS under licence with Network Rail
No reproduction or networking permitted unless authorised by licence from IHS

Downloaded on 2013-11-13 07:00 by Network Rail User, Network Rail User, TAYLOR, DAVID (WSP UK LTD)