Supplementary Information

The following information is associated with Network Rail Standard:
**NR CIV/SD/2126-2** Rev B

## Additional Content Access

Click the link below to access CAD version of this drawing.

### CAD Drawing

- CIV/SD/2126-2

If you have any questions, or need assistance, please contact **IHS Support**

Information accessed via the links above is the property of the Copyright holder

**IHS Additional Content Page**

Documents
Document Sharing Hub

Copyright Network Rail
Provided by IHS under license with Network Rail
No reproduction or networking permitted without license from IHS
Full document details: NR NR-CIV-SD-2126-2 ISSUE B 2012

Licensee=Weston Williamson/5989497001, User=sam, albett
Not for Resale, 03/27/2016 19:51:44 MDT

Drg No. 2126 – SCHEDULE FOR 1250mm UNIT WIDTH

| Bar mark | Type and size | No. of mbrs | No. of bars in each | Total no. | Length of each bar † mm | Shape code | A* mm | B* mm | C* mm | D* mm | E/R* mm | Rev letter |
|---|---|---|---|---|---|---|---|---|---|---|---|---|
| 01 | B25 | 1 | 4 | 4 | 4475 | 99 | | | 1175 | | | |
| 02 | B20 | 1 | 4 | 4 | 4000 | 99 | | | 1175 | | | |
| 03 | B40 | 1 | 4 | 4 | 8200 | 99 | | | 5525 | | | |
| 04 | B32 | 1 | 4 | 4 | 8175 | 99 | | | 5520 | | | |
| 05 | B40 | 1 | 4 | 4 | 5650 | 99 | | | 1925 | 715 | 26840 | |
| 06 | B32 | 1 | 12 | 12 | 5650 | 99 | | | 1920 | 710 | 26850 | |
| | | | | | | | | | MKS 05 & 06 | | | |
| 07 | B32 | 1 | 4 | 4 | 3850 | 25 | 1265 | 645 | 690 | 490 | (1940) | |
| 08 | B25 | 1 | 12 | 12 | 3525 | 25 | 930 | 645 | 505 | 485 | (1940) | |
| 09 | B25 | 1 | 4 | 4 | 2275 | 28 | 845 | 1240 | (240) | 630 | | |
| 10 | B20 | 1 | 12 | 12 | 2000 | 28 | 605 | 1240 | (200) | 450 | | |
| 15 | B16 | 1 | 16 | 16 | 1425 | 21 | 600 | 275 | (600) | | | |
| 31a | B12 | 1 | 38 | 38 | 3350 | 51 | 1230 | 335 | 160 | | | |
| 31b | B12 | 1 | 2 | 2 | 3350 | 51 | 1230 | 345 | 160 | | | |
| 31c | B12 | 1 | 2 | 2 | 3375 | 51 | 1230 | 355 | 160 | | | |
| 31d | B12 | 1 | 2 | 2 | 3400 | 51 | 1230 | 365 | 160 | | | |
| 31e | B12 | 1 | 2 | 2 | 3450 | 51 | 1230 | 385 | 160 | | | |
| 31f | B12 | 1 | 2 | 2 | 3475 | 51 | 1230 | 405 | 160 | | | |
| 31g | B12 | 1 | 2 | 2 | 3550 | 51 | 1230 | 435 | 160 | | | |
| 31h | B12 | 1 | 2 | 2 | 3600 | 51 | 1230 | 465 | 160 | | | |
| 31j | B12 | 1 | 2 | 2 | 3675 | 51 | 1230 | 505 | 160 | | | |
| 32a | B16 | 1 | 38 | 38 | 1750 | 51 | 520 | 225 | 210 | | | |
| 32b | B16 | 1 | 2 | 2 | 1775 | 51 | 520 | 230 | 210 | | | |
| 32c | B16 | 1 | 2 | 2 | 1800 | 51 | 520 | 240 | 210 | | | |
| 32d | B16 | 1 | 2 | 2 | 1800 | 51 | 520 | 250 | 210 | | | |
| 32e | B16 | 1 | 2 | 2 | 1850 | 51 | 520 | 270 | 210 | | | |
| 32f | B16 | 1 | 2 | 2 | 1900 | 51 | 520 | 290 | 210 | | | |
| 32g | B16 | 1 | 2 | 2 | 1950 | 51 | 520 | 320 | 210 | | | |
| 32h | B16 | 1 | 2 | 2 | 2000 | 51 | 520 | 350 | 210 | | | |
| 32j | B16 | 1 | 2 | 2 | 2100 | 51 | 520 | 390 | 210 | | | |

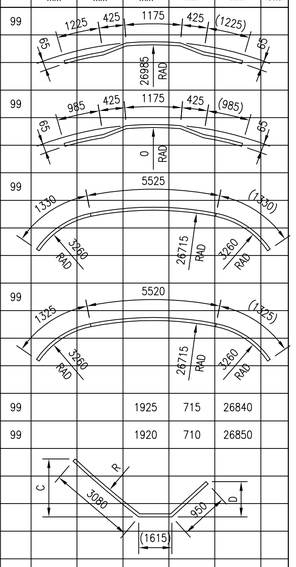


This schedule conforms to BS 8666: 2005

* Specified in multiples of 5 mm. † Specified in multiples of 25 mm.

| Bar mark | Type and size | No. of mbrs | No. of bars in each | Total no. | Length of each bar † mm | Shape code | A* mm | B* mm | C* mm | D* mm | E/R* mm | Rev letter |
|---|---|---|---|---|---|---|---|---|---|---|---|---|
| 33a | B16 | 1 | 2 | 2 | 4275 | 99 | 1205 | 650 | 500 | 620 | 240 | |
| 33b | B16 | 1 | 2 | 2 | 4175 | 99 | 1205 | 605 | 500 | 580 | 225 | |
| 33c | B16 | 1 | 2 | 2 | 4100 | 99 | 1205 | 570 | 500 | 550 | 210 | |
| 33d | B16 | 1 | 2 | 2 | 4050 | 99 | 1205 | 545 | 500 | 525 | 200 | |
| 33e | B16 | 1 | 16 | 16 | 4025 | 99 | 1205 | 530 | 500 | 510 | 195 | |
| | | | | | Mks. 33, 34, 35, 36 | | | | | | | |
| 34a | B16 | 1 | 2 | 2 | 2150 | 99 | 495 | 445 | 210 | 435 | 160 | |
| 34b | B16 | 1 | 2 | 2 | 2075 | 99 | 495 | 405 | 210 | 395 | 145 | |
| 34c | B16 | 1 | 2 | 2 | 2000 | 99 | 495 | 370 | 210 | 365 | 130 | |
| 34d | B16 | 1 | 2 | 2 | 1950 | 99 | 495 | 345 | 210 | 340 | 120 | |
| 34e | B16 | 1 | 16 | 16 | 1925 | 99 | 495 | 330 | 210 | 325 | 115 | |
| 35a | B16 | 1 | 10 | 10 | 4150 | 99 | 1195 | 600 | 500 | 550 | 280 | |
| 35b | B16 | 1 | 4 | 4 | 3700 | 99 | 1195 | 370 | 500 | 350 | 165 | |
| 36 | B16 | 1 | 14 | 14 | 1975 | 99 | 485 | 370 | 210 | 350 | 165 | |
| 37 | B16 | 1 | 38 | 38 | 1975 | 21 | 930 | 160 | (930) | | | |
| 38a | B20 | 1 | 2 | 2 | 2100 | 13 | 1010 | 180 | (1010) | | | |
| 38b | B20 | 1 | 2 | 2 | 2100 | 13 | 1010 | 180 | (1010) | | | |
| 38c | B20 | 1 | 2 | 2 | 2100 | 13 | 1010 | 180 | (1010) | | | |
| 38d | B20 | 1 | 2 | 2 | 2125 | 13 | 1010 | 195 | (1010) | | | |
| 38e | B20 | 1 | 2 | 2 | 2150 | 13 | 1010 | 220 | (1010) | | | |
| 38f | B20 | 1 | 2 | 2 | 2175 | 13 | 1010 | 245 | (1010) | | | |
| 38g | B20 | 1 | 2 | 2 | 2200 | 21 | 1010 | 275 | (1010) | | | |
| 38h | B20 | 1 | 2 | 2 | 2225 | 21 | 1010 | 310 | (1010) | | | |
| 39a | B20 | 1 | 2 | 2 | 2425 | 29 | 1070 | 350 | (1115) | 360 | 105 | |
| 39b | B20 | 1 | 2 | 2 | 2400 | 29 | 1070 | 310 | (1115) | 325 | 90 | |
| 39c | B20 | 1 | 2 | 2 | 2350 | 29 | 1070 | 275 | (1115) | 295 | 80 | |
| 39d | B20 | 1 | 2 | 2 | 2325 | 29 | 1070 | 250 | (1115) | 270 | 70 | |
| 39e | B20 | 1 | 16 | 16 | 2325 | 29 | 1070 | 240 | (1115) | 260 | 65 | |
| 40 | B20 | 1 | 14 | 14 | 2325 | 99 | 1050 | 260 | (1115) | 280 | 95 | |
| | | | | | | Mks. 39, 40, 42 | | | | | | |
| 42 | B16 | 1 | 2 | 2 | 1625 | 29 | 225 | 1205 | (250) | 1130 | 460 | |
| 43 | B12 | 1 | 4 | 4 | 1475 | 21 | 400 | 720 | (400) | | | |
| 44 | B12 | 1 | 8 | 8 | 1625 | 11 | 870 | (755) | | | | |

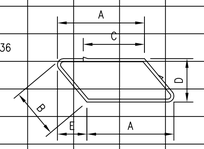


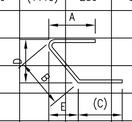


This schedule conforms to BS 8666: 2005

* Specified in multiples of 5 mm. † Specified in multiples of 25 mm.

DRAWING No. NR/CIV/SD/2126-2

NOTES

1. FOR GENERAL NOTES REFER TO DRAWING No. NR/CIV/SD/2001.

| Rev | Date | Description of revision | Designed | C'kd |
|---|---|---|---|---|
| B | 27.04.12 | SECOND ISSUE | SzT | SWF |
| A | 12.10.10 | FIRST ISSUE | SzT | SWF |

Network Rail

Network Rail Infrastructure Ltd. Registered Office: Kings Place, 90 York Way, London, N1 9AG

| Approved | P. Clark | Head of Engineering IP Central | PC | Apr 2013 |
|---|---|---|---|---|
| | Name | Position | Signature | Date |

Master copy with original signatures held by Network Rail HQ CIVIL ENGINEERING STANDARD DESIGN

© COPYRIGHT NETWORK RAIL 2013

# STANDARD CONARCH OVERBRIDGE

## REINFORCEMENT DETAILS 8.4m INTERNAL UNIT RIGHT SKEW 30°

SHEET 2

Scale 1:25

Drawing Number NR/CIV/SD/2126-2 B

Full document details: NR NR-CIV-SD-2126-2 ISSUE B 2012

Documents Document Sharing Hub

Copyright Network Rail
Provided by IHS under licence with Network Rail
No reproduction or networking permitted unless authorised by licence from IHS

Licence: network rail, User name: sarah