Supplementary Information

The following information is associated with Network Rail Standard:
NR CIV/SD/2142-2 Rev B

Additional Content Access

Click the link below to access CAD version of this drawing.

CAD Drawing

- CIV/SD/2142-2

If you have any questions, or need assistance, please contact **IHS Support**

Information accessed via the links above is the property of the Copyright holder

IHS Additional Content Page

--`,,,,,,`,,,,,,`,,`,,,,,,,,,``-`-`,,`,,`,`,,`---

Documents
Document Sharing Hub

Copyright Network Rail
Provided by IHS under license with Network Rail
No reproduction or networking permitted without license from IHS
Full document details: NR NR-CIV-SD-2142-2 ISSUE B 2012

Licensee=Weston Williamson/5989497001, User=sam, albett
Not for Resale, 03/27/2016 19:52:26 MDT

Drg No. 2142

Bar mark	Type and size	No. of mbrs	No. of bars in each	Total no.	Length of each bar † mm	Shape code	A* mm	B* mm	C* mm	D* mm	E/R* mm	Rev letter
101	B20	1	8	8	3800	99						
103	B32	1	8	8	7375	99						
105	B40	1	4	4	5275	99	3305	3285	(1965)	395	21640	
106	B32	1	12	12	5275	99	3310	3285	(1965)	395	21650	
107	B32	1	8	8	3525	25	1275	1170	755	825	(1080)	
108	B25	1	8	8	2875	25	940	835	555	590	(1080)	
109	B32	1	4	4	2600	23	465	2000	(305)			
110	B25	1	12	12	2475	23	365	2000	(240)			
115	B16	1	16	16	1400	21	600	240	(600)			
131a	B12	1	34	34	2550	51	840	335	160			
131b	B12	1	2	2	2575	51	840	345	160			
131c	B12	1	2	2	2600	51	840	355	160			
131d	B12	1	2	2	2625	51	840	370	160			
131e	B12	1	2	2	2675	51	840	390	160			
131f	B12	1	2	2	2725	51	840	420	160			
131g	B12	1	2	2	2800	51	840	455	160			
131h	B12	1	2	2	2875	51	840	495	160			
132a	B16	1	34	34	1650	51	465	225	210			
132b	B16	1	2	2	1650	51	465	230	210			
132c	B16	1	2	2	1675	51	465	240	210			
132d	B16	1	2	2	1700	51	465	255	210			
132e	B16	1	2	2	1750	51	465	275	210			
132f	B16	1	2	2	1800	51	465	305	210			
132g	B16	1	2	2	1875	51	465	340	210			
132h	B16	1	2	2	1950	51	465	380	210			
133a	B16	1	2	2	3400	99	830	590	500	585	105	
133b	B16	1	2	2	3500	99	830	640	500	640	115	
133c	B16	1	2	2	3625	99	830	700	500	695	130	
133d	B16	1	2	2	3750	99	830	765	500	760	140	
133e	B16	1	2	2	3750	99	830	770	500	770	140	
134a	B16	1	2	2	2150	99	455	490	210	490	85	
134b	B16	1	2	2	2250	99	455	540	210	540	95	
134c	B16	1	2	2	2375	99	455	600	210	600	110	
134d	B16	1	2	2	2525	99	455	670	210	665	120	
134e	B16	1	2	2	2275	99	455	545	210	545	100	

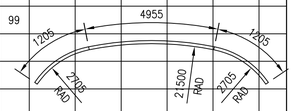

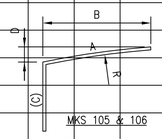

MKS 105 & 106

Mks. 133, 134, 135, 136

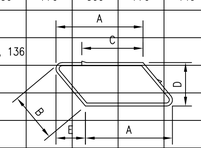

This schedule conforms to BS 8666: 2005

* Specified in multiples of 5 mm. † Specified in multiples of 25 mm.

Bar mark	Type and size	No. of mbrs	No. of bars in each	Total no.	Length of each bar † mm	Shape code	A* mm	B* mm	C* mm	D* mm	E/R* mm	Rev letter
135a	B16	1	20	20	3325	99	825	555	500	550	135	
135b	B16	1	4	4	2900	99	825	350	500	350	135	
136	B16	1	24	24	1875	99	450	350	210	350	80	
137	B16	1	17	17	1650	21	775	160	(775)			
138a	B16	1	1	1	1650	21	775	160	(775)			
138b	B16	1	1	1	1675	21	775	170	(775)			
138c	B16	1	1	1	1675	21	775	185	(775)			
138d	B16	1	1	1	1700	21	775	205	(775)			
138e	B16	1	1	1	1725	21	775	230	(775)			
138f	B16	1	1	1	1750	21	775	260	(775)			
138g	B16	1	1	1	1800	21	775	300	(775)			
139a	B16	1	1	1	1900	29	765	415	(775)	415	70	
139b	B16	1	1	1	1950	29	765	470	(775)	470	80	
139c	B16	1	1	1	2025	29	765	530	(775)	530	95	
139d	B16	1	1	1	2100	29	765	600	(775)	595	105	
139e	B16	1	1	1	1975	29	765	480	(775)	475	80	
140	B20	1	12	12	1950	29	880	265	(905)	280	50	
141	B16	1	28	28	1650	21	775	160	(775)			
142	B16	1	8	8	1075	21	300	520	(300)			
143	B12	1	8	8	1275	21	400	520	(400)			
144	B12	1	4	4	2075	11	780	(1300)				
147	B16	1	12	12	3300	29	1490	720	(1140)	715	135	
148	B16	1	12	12	2100	21	210	715	(1225)			
149	B16	1	12	12	3175	21	1500	325	(1400)			
150	B12	1	18	18	2600	99	250	725	730	190	715	
151	B12	1	20	20	3300	29	1485	340	(1500)	340	80	
153	B12	1	4	4	3300	29	1485	340	(1500)	340	80	
154	B16	1	12	12	2975	11	1495	(1500)				
155	B16	1	12	12	3125	21	1230	710	(1230)			

Mks. 139, 140

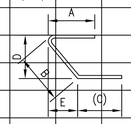

Mk. 147,151,153

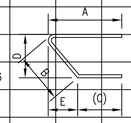

Mk. 150

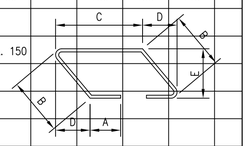

This schedule conforms to BS 8666: 2005

* Specified in multiples of 5 mm. † Specified in multiples of 25 mm.

DRAWING No. NR/CIV/SD/2142-2

NOTES

1. FOR GENERAL NOTES REFER TO DRAWING No. NR/CIV/SD/2001.

Rev	Date	Description of revision	Designed	C'kd
B	27.04.12	SECOND ISSUE	SzT	SWF
A	12.10.10	FIRST ISSUE	SzT	SWF

Network Rail

Network Rail Infrastructure Ltd. Registered Office: Kings Place, 90 York Way, London, N1 9AG

Approved	P. Clark	Head of Engineering IP 'Central'	PC	Apr 2013
	Name	Position	Signature	Date

Master copy with original signatures held by Network Rail HQ CIVIL ENGINEERING STANDARD DESIGN

© COPYRIGHT NETWORK RAIL 2013

STANDARD CONARCH OVERBRIDGE

REINFORCEMENT DETAILS 7.4m EXTERNAL UNIT LEFT SKEW 15°

SHEET 2

Scale 1:25

Drawing Number NR/CIV/SD/2142-2 B

Full document details: NR-CIV-SD-2142-2 ISSUE B 2012

AVA Documents Document Sharing Hub

Copyright Network Rail
Provided by IHS under licence with Network Rail
No reproduction or networking permitted without licence from IHS

Licensee: user-uploaded
User name: uploaded
Date/Time: 2013-04-05 07:07 (GMT+1)