Supplementary Information

The following information is associated with Network Rail Standard:
NR CIV/SD/2148-1 Rev B

Additional Content Access

Click the link below to access CAD version of this drawing.

CAD Drawing

- CIV/SD/2148-1

If you have any questions, or need assistance, please contact **IHS Support**

Information accessed via the links above is the property of the Copyright holder

IHS Additional Content Page

Documents
Document Sharing Hub

Copyright Network Rail
Provided by IHS under license with Network Rail
No reproduction or networking permitted without license from IHS
Full document details: NR NR-CIV-SD-2148-1 ISSUE B 2012

Licensee=Weston Williamson/5989497001, User=sam, albett
Not for Resale, 03/27/2016 19:53:43 MDT

Full document details: NR NR-CIV-SD-2148-1 ISSUE B 2012

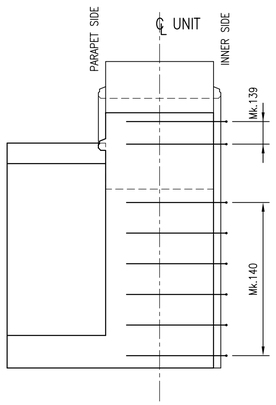

ELEVATION B–B

SCALE 1:25

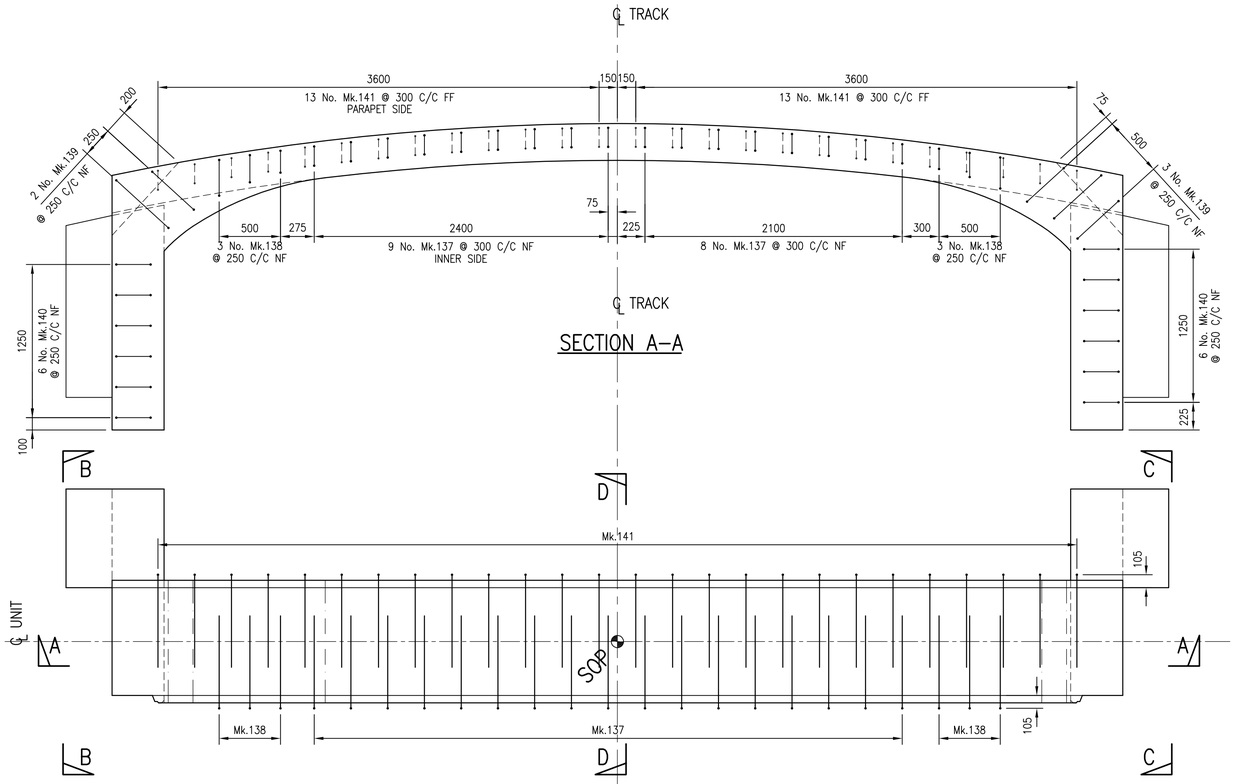

PLAN ON EXTERNAL UNIT
SQUARE SPAN
SHEAR KEY REINFORCEMENT SETTING OUT

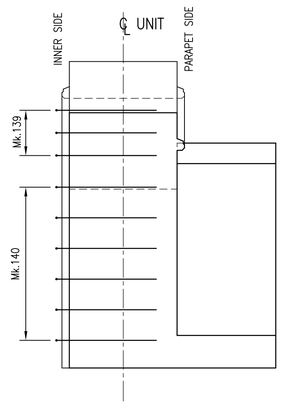

ELEVATION C–C

SCALE 1:25

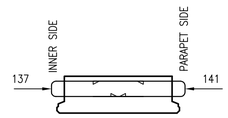

SECTION D–D

SCALE 1:25

THIS DRAWING TO BE READ
IN CONJUNCTION WITH
DRAWING No. NR/CIV/SD/2141

DRAWING No. NR/CIV/SD/2148–1

NOTES

1. FOR GENERAL NOTES REFER TO DRAWING No. NR/CIV/SD/2001.

Rev	Date	Description of revision	Designed	C'kd
B	27.04.12	SECOND ISSUE	SzT	SWF
A	12.10.10	FIRST ISSUE	SzT	SWF

Network Rail

Network Rail Infrastructure Ltd. Registered Office:
Kings Place, 90 York Way, London, N1 9AG

	Name	Position	Signature	Date
Approved	P. Clark	Head of Engineering IP Central	PC	Apr 2013

Master copy with original signatures held by Network Rail HQ CIVIL ENGINEERING STANDARD DESIGN

© COPYRIGHT NETWORK RAIL 2013

STANDARD CONARCH OVERBRIDGE

REINFORCEMENT DETAILS
7.4m EXTERNAL UNIT
SETTING OUT DETAILS
SHEET 1 – SQUARE SPAN

Scale	1:25
Drawing Number	NR/CIV/SD/2148–1 B

Licensee:Hidroja Vidosavljevic(0558941002), User:sam. ahmet Valid to:2013-12-31 Printed:2013-12-31 08:11:11

Copyright Network Rail
Provided by IHS under licence with Network Rail
Reproduced on behalf of Network Rail licence holder

AVA Documents
Document Sharing Hub