The following information is associated with Network Rail Standard:
NR CIV/SD/2151-2 Rev B

Additional Content Access

Click the link below to access CAD version of this drawing.

CAD Drawing

- CIV/SD/2151-2

If you have any questions, or need assistance, please contact **IHS Support**

Information accessed via the links above is the property of the Copyright holder

IHS Additional Content Page

Documents
Document Sharing Hub

Copyright Network Rail
Provided by IHS under license with Network Rail
No reproduction or networking permitted without license from IHS
Full document details: NR NR-CIV-SD-2151-2 ISSUE B 2012

Licensee=Weston Williamson/5989497001, User=sam, albett
Not for Resale, 03/27/2016 20:00:11 MDT

Drg No. 2151

Bar mark	Type and size	No. of mbrs	No. of bars in each	Total no.	Length of each bar † mm	Shape code	A* mm	B* mm	C* mm	D* mm	E/R* mm	Rev letter
101	B20	1	8	8	3725	99						
103	B32	1	4	4	7150	99						
104	B25	1	4	4	7125	99						
105	B32	1	8	8	5575	99	3710	3675	(1855)	500	20225	
106	B25	1	8	8	5575	99	3710	3675	(1855)	500	20235	
107	B32	1	8	8	3750	25	1280	640	775	450	(1820)	
108	B25	1	8	8	3425	25	945	640	570	445	(1820)	
109	B25	1	16	16	2225	23	365	1750	(240)			
115	B16	1	16	16	1425	21	600	250	(600)			
131a	B12	1	34	34	2500	51	815	335	160			
131b	B12	1	2	2	2550	51	815	350	160			
131c	B12	1	2	2	2575	51	815	365	160			
131d	B12	1	2	2	2600	51	815	385	160			
131e	B12	1	2	2	2675	51	815	415	160			
131f	B12	1	2	2	2750	51	815	450	160			
131g	B12	1	2	2	2825	51	815	490	160			
132a	B16	1	34	34	1625	51	450	225	210			
132b	B16	1	2	2	1650	51	450	240	210			
132c	B16	1	2	2	1675	51	450	250	210			
132d	B16	1	2	2	1725	51	450	275	210			
132e	B16	1	2	2	1775	51	450	300	210			
132f	B16	1	2	2	1850	51	450	335	210			
132g	B16	1	2	2	1925	51	450	375	210			
133a	B16	1	2	2	3350	51	815	585	500			
133b	B16	1	2	2	3475	51	815	640	500			
133c	B16	1	2	2	3600	51	815	700	500			
133d	B16	1	2	2	3725	51	815	765	500			
133e	B16	1	2	2	3875	51	815	845	500			
133f	B16	1	2	2	4050	51	815	935	500			
133g	B16	1	2	2	4225	51	815	1020	500			
133h	B16	1	2	2	4375	51	815	1095	500			
133j	B16	1	2	2	4150	51	815	980	500			
133k	B16	1	2	2	3925	51	815	865	500			
133l	B16	1	2	2	3700	51	815	750	500			

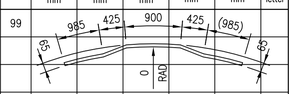

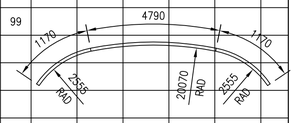

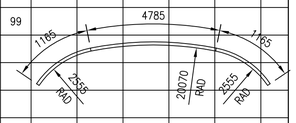

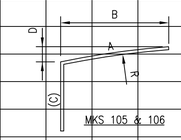

MKS 105 & 106

This schedule conforms to BS 8666: 2005

* Specified in multiples of 5 mm. † Specified in multiples of 25 mm.

Bar mark	Type and size	No. of mbrs	No. of bars in each	Total no.	Length of each bar † mm	Shape code	A* mm	B* mm	C* mm	D* mm	E/R* mm	Rev letter
134a	B16	1	2	2	2150	51	450	490	210			
134b	B16	1	2	2	2250	51	450	540	210			
134c	B16	1	2	2	2375	51	450	600	210			
134d	B16	1	2	2	2500	51	450	670	210			
134e	B16	1	2	2	2675	51	450	750	210			
134f	B16	1	2	2	2850	51	450	840	210			
134g	B16	1	2	2	3025	51	450	925	210			
134h	B16	1	2	2	2900	51	450	870	210			
134j	B16	1	2	2	2675	51	450	755	210			
134k	B16	1	2	2	2450	51	450	640	210			
134l	B16	1	2	2	2225	51	450	530	210			
135a	B16	1	10	10	3300	51	815	550	500			
135b	B16	1	4	4	2900	51	815	350	500			
136	B16	1	14	14	1750	51	395	350	210			
137	B16	1	17	17	1600	21	750	160	(750)			
138a	B20	1	1	1	1825	13	875	180	(875)			
138b	B20	1	1	1	1825	13	875	180	(875)			
138c	B20	1	1	1	1850	13	875	200	(875)			
138d	B20	1	1	1	1875	13	875	225	(875)			
138e	B20	1	1	1	1900	13	875	255	(875)			
138f	B20	1	1	1	1950	21	875	295	(875)			
139a	B20	1	1	1	2075	21	875	420	(875)			
139b	B20	1	1	1	2125	21	875	475	(875)			
139c	B20	1	1	1	2175	21	875	535	(875)			
139d	B20	1	1	1	2250	21	875	605	(875)			
139e	B20	1	1	1	2325	21	875	685	(875)			
139f	B20	1	1	1	2425	21	875	775	(875)			
139g	B20	1	1	1	2500	21	875	860	(875)			
139h	B20	1	1	1	2450	21	875	805	(875)			
139j	B20	1	1	1	2350	21	875	690	(875)			
139k	B20	1	1	1	2225	21	875	575	(875)			
139l	B20	1	1	1	2125	21	875	465	(875)			
140	B20	1	7	7	1925	21	875	280	(875)			
141	B16	1	30	30	1600	21	750	160	(750)			
142	B16	1	8	8	1050	21	300	500	(300)			
143	B12	1	8	8	1275	21	400	500	(400)			
144	B12	1	4	4	2075	11	780	(1300)				
146a	B12	1	4	4	2125	21	200	1755	(200)			
146b	B12	1	4	4	1750	21	200	1395	(200)			
146c	B12	1	4	4	1400	21	200	1030	(200)			
146d	B12	1	4	4	1025	21	200	665	(200)			
147	B16	1	12	12	3150	29	1490	695	(1020)	690	150	
								Mk. 147				
148	B16	1	12	12	1950	21	210	690	(1105)			
149	B16	1	12	12	3175	21	1500	315	(1400)			
150	B12	1	16	16	2575	41	250	715	720	715	(250)	
151	B12	1	18	18	3250	21	1470	340	(1470)			
153	B12	1	4	4	3250	21	1470	340	(1470)			
154	B16	1	12	12	2950	11	1470	(1500)				
155	B16	1	12	12	2850	21	1110	685	(1110)			

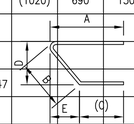

This schedule conforms to BS 8666: 2005

* Specified in multiples of 5 mm. † Specified in multiples of 25 mm.

DRAWING No. NR/CIV/SD/2151-2

NOTES

1. FOR GENERAL NOTES REFER TO DRAWING No. NR/CIV/SD/2001.

Rev	Date	Description of revision	Designed	C'kd
B	27.04.12	SECOND ISSUE	SzT	SWF
A	12.10.10	FIRST ISSUE	SzT	SWF

Network Rail

Network Rail Infrastructure Ltd. Registered Office:
Kings Place, 90 York Way, London, N1 9AG

Approved	P. Clark	Head of Engineering IP Central	PC	Apr 2013
	Name	Position	Signature	Date

Master copy with original signatures held by Network Rail HQ
CIVIL ENGINEERING STANDARD DESIGN

© COPYRIGHT NETWORK RAIL 2013

STANDARD CONARCH OVERBRIDGE

REINFORCEMENT DETAILS 8.4m EXTERNAL UNIT SQUARE SPAN

SHEET 2

Scale	1:25
Drawing Number	NR/CIV/SD/2151-2 B

Full document details: NR NR-CIV-SD-2151-2 ISSUE B 2012

AVA Documents Document Sharing Hub

Copyright Network Rail
Provided by IHS under licence with Network Rail
No reproduction or networking permitted without licence from IHS
Not to be resold, loaned, transferred or hired
Licence: 1001004
Licensee: Network Rail (Licence Manager)
Date/Time: 2013-04-09 09:09
User name: swilk