Supplementary Information

The following information is associated with Network Rail Standard:
NR CIV/SD/2163-2 Rev B

Additional Content Access

Click the link below to access CAD version of this drawing.

CAD Drawing

- CIV/SD/2163-2

If you have any questions, or need assistance, please contact **IHS Support**

Information accessed via the links above is the property of the Copyright holder

IHS Additional Content Page

Documents
Document Sharing Hub

Copyright Network Rail
Provided by IHS under license with Network Rail
No reproduction or networking permitted without license from IHS
Full document details: NR NR-CIV-SD-2163-2 ISSUE B 2012

Licensee=Weston Williamson/5989497001, User=sam, albett
Not for Resale, 03/27/2016 19:56:56 MDT

Drg No. 2163

Bar mark	Type and size	No. of mbrs	No. of bars in each	Total no.	Length of each bar † mm	Shape code	A* mm	B* mm	C* mm	D* mm	E/R* mm	Rev letter
101	B20	1	8	8	4000	99						
103	B32	1	8	8	8175	99						
105	B32	1	8	8	6600	99	4860	4810	(1730)	625	26740	
106	B25	1	8	8	6600	99	4865	4810	(1730)	625	26745	
107	B32	1	12	12	4010	15	1265	690	(2745)			
108	B25	1	4	4	3675	15	930	505	(2745)			
109	B25	1	4	4	1475	23	365	1000	(240)			
110	B20	1	12	12	1400	23	290	1000	(200)			
115	B16	1	16	16	1425	21	600	285	(600)			
131a	B12	1	38	38	2750	51	940	335	160			
131b	B12	1	2	2	2775	51	940	345	160			
131c	B12	1	2	2	2800	51	940	355	160			
131d	B12	1	2	2	2825	51	940	365	160			
131e	B12	1	2	2	2850	51	940	385	160			
131f	B12	1	2	2	2900	51	940	405	160			
131g	B12	1	2	2	2950	51	940	435	160			
131h	B12	1	2	2	3025	51	940	465	160			
131j	B12	1	2	2	3100	51	940	505	160			
132a	B16	1	38	38	1750	51	520	225	210			
132b	B16	1	2	2	1775	51	520	230	210			
132c	B16	1	2	2	1800	51	520	240	210			
132d	B16	1	2	2	1800	51	520	250	210			
132e	B16	1	2	2	1850	51	520	270	210			
132f	B16	1	2	2	1900	51	520	290	210			
132g	B16	1	2	2	1950	51	520	320	210			
132h	B16	1	2	2	2000	51	520	350	210			
132j	B16	1	2	2	2100	51	520	390	210			
133a	B16	1	2	2	3600	99	915	610	500	585	225	
133b	B16	1	2	2	3725	99	915	665	500	635	245	
133c	B16	1	2	2	3825	99	915	720	500	690	270	
133d	B16	1	2	2	3975	99	915	790	500	750	295	
133e	B16	1	2	2	4125	99	915	865	500	820	325	
133f	B16	1	2	2	4300	99	915	955	500	900	360	
133g	B16	1	2	2	4475	99	915	1040	500	980	395	
133h	B16	1	2	2	4650	99	915	1130	500	1060	430	
133j	B16	1	2	2	4825	99	915	1215	500	1140	460	
133k	B16	1	2	2	5000	99	915	1300	500	1215	495	
133l	B16	1	2	2	5150	99	915	1380	500	1295	525	
133m	B16	1	2	2	5300	99	915	1460	500	1370	560	
133n	B16	1	2	2	5150	99	915	1385	500	1300	530	
133p	B16	1	2	2	4925	99	915	1270	500	1190	485	
133q	B16	1	2	2	4700	99	915	1155	500	1085	440	

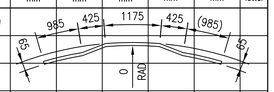

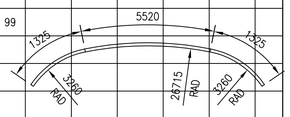

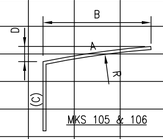

MKS 105 & 106

This schedule conforms to BS 8666: 2005

* Specified in multiples of 5 mm. † Specified in multiples of 25 mm.

Bar mark	Type and size	No. of mbrs	No. of bars in each	Total no.	Length of each bar † mm	Shape code	A* mm	B* mm	C* mm	D* mm	E/R* mm	Rev letter
133r	B16	1	2	2	4475	99	915	1040	500	980	395	
133s	B16	1	2	2	4250	99	915	925	500	875	350	
133t	B16	1	2	2	4000	99	915	810	500	765	305	
134a	B16	1	2	2	2275	99	495	505	210	490	185	
134b	B16	1	2	2	2375	99	495	560	210	535	205	
134c	B16	1	2	2	2500	99	495	615	210	590	230	
134d	B16	1	2	2	2625	99	495	685	210	650	255	
134e	B16	1	2	2	2775	99	495	760	210	725	285	
134f	B16	1	2	2	2950	99	495	850	210	805	320	
134g	B16	1	2	2	3150	99	495	940	210	885	355	
134h	B16	1	2	2	3300	99	495	1025	210	965	390	
134j	B16	1	2	2	3475	99	495	1110	210	1045	420	
134k	B16	1	2	2	3650	99	495	1195	210	1125	455	
134l	B16	1	2	2	3825	99	495	1280	210	1200	485	
134m	B16	1	2	2	3775	99	495	1260	210	1180	480	
134n	B16	1	2	2	3550	99	495	1145	210	1075	435	
134p	B16	1	2	2	3325	99	495	1030	210	970	390	
134q	B16	1	2	2	3075	99	495	910	210	865	345	
134r	B16	1	2	2	2850	99	495	795	210	755	300	
134s	B16	1	2	2	2625	99	495	680	210	650	255	
134t	B16	1	2	2	2400	99	495	565	210	545	205	
135a	B16	1	2	2	3575	99	905	600	500	550	280	
135b	B16	1	4	4	3100	99	905	370	500	350	280	
136	B16	1	6	6	1975	99	485	370	210	350	165	
137	B16	1	19	19	1850	21	865	160	(865)			
138a	B20	1	1	1	2100	13	1010	180	(1010)			
138b	B20	1	1	1	2100	13	1010	180	(1010)			
138c	B20	1	1	1	2100	13	1010	180	(1010)			
138d	B20	1	1	1	2125	13	1010	195	(1010)			
138e	B20	1	1	1	2150	13	1010	220	(1010)			
138f	B20	1	1	1	2175	13	1010	245	(1010)			
138g	B20	1	1	1	2200	21	1010	275	(1010)			
138h	B20	1	1	1	2225	21	1010	310	(1010)			
139a	B20	1	1	1	2275	29	965	405	(1010)	415	130	
139b	B20	1	1	1	2325	29	965	460	(1010)	465	150	
139c	B20	1	1	1	2400	29	965	520	(1010)	520	175	
139d	B20	1	1	1	2475	29	965	590	(1010)	585	200	
139e	B20	1	1	1	2550	29	965	670	(1010)	655	230	
139f	B20	1	1	1	2625	29	965	755	(1010)	735	265	
139g	B20	1	1	1	2725	29	965	845	(1010)	820	300	
139h	B20	1	1	1	2800	29	965	935	(1010)	900	335	
139j	B20	1	1	1	2900	29	965	1020	(1010)	980	370	
139k	B20	1	1	1	2975	29	965	1105	(1010)	1055	405	
139l	B20	1	1	1	3050	29	965	1185	(1010)	1130	435	
139m	B20	1	1	1	3050	29	965	1165	(1010)	1115	430	
139n	B20	1	1	1	2925	29	965	1050	(1010)	1010	380	
139p	B20	1	1	1	2800	29	965	935	(1010)	900	335	
139q	B20	1	1	1	2700	29	965	820	(1010)	795	290	
139r	B20	1	1	1	2575	29	965	705	(1010)	690	245	
139s	B20	1	1	1	2475	29	965	590	(1010)	580	200	
139t	B20	1	1	1	2350	29	965	475	(1010)	475	155	

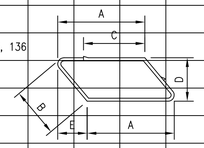

Mks. 133, 134, 135, 136

This schedule conforms to BS 8666: 2005

* Specified in multiples of 5 mm. † Specified in multiples of 25 mm.

Bar mark	Type and size	No. of mbrs	No. of bars in each	Total no.	Length of each bar † mm	Shape code	A* mm	B* mm	C* mm	D* mm	E/R* mm	Rev letter
140	B20	1	3	3	2125	29	945	260	(1010)	280	95	
141	B16	1	38	38	1850	21	865	160	(865)			
142	B16	1	8	8	1125	29	300	575	(300)			
143	B12	1	8	8	1350	21	400	575	(400)			
144	B12	1	4	4	2075	11	780	(1300)				
146a	B12	1	4	4	2925	21	230	2495	(230)			
146b	B12	1	4	4	2550	21	230	2135	(230)			
146c	B12	1	4	4	2200	21	230	1775	(230)			
146d	B12	1	4	4	1825	21	230	1405	(230)			
146e	B12	1	4	4	1450	21	230	1030	(230)			
146f	B12	1	4	4	1075	21	230	650	(230)			
147	B16	1	12	12	3125	29	1490	810	(885)	800	170	
148	B16	1	12	12	1925	21	210	800	(970)			
149	B16	1	12	12	3225	21	1500	365	(1400)			
150	B12	1	14	14	2800	99	250	795	805	410	715	
151	B12	1	16	16	3475	29	1560	365	(1560)	340	170	
153	B12	1	4	4	3475	29	1560	365	(1560)	340	170	
154	B16	1	12	12	3050	11	1580	(1500)				
155	B16	1	12	12	2700	21	975	795	(975)			

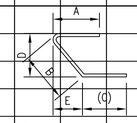

Mks. 139, 140

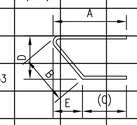

Mk. 147,151,153

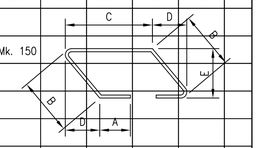

Mk. 150

This schedule conforms to BS 8666: 2005

* Specified in multiples of 5 mm. † Specified in multiples of 25 mm.

DRAWING No. NR/CIV/SD/2163-2

NOTES

1. FOR GENERAL NOTES REFER TO DRAWING No. NR/CIV/SD/2001.

Rev	Date	Description of revision	Designed	C'kd
B	27.04.12	SECOND ISSUE	SzT	SWF
A	12.10.10	FIRST ISSUE	SzT	SWF

Network Rail

Network Rail Infrastructure Ltd. Registered Office: Kings Place, 90 York Way, London, N1 9AG

Approved	P. Clark	Head of Engineering IP Central	PC	Apr 2013
	Name	Position	Signature	Date

Master copy with original signatures held by Network Rail HQ CIVIL ENGINEERING STANDARD DESIGN

© COPYRIGHT NETWORK RAIL 2013

STANDARD CONARCH OVERBRIDGE

REINFORCEMENT DETAILS 9.4m EXTERNAL UNIT LEFT SKEW 30°

SHEET 2

Scale	AS SHOWN	
Drawing Number	NR/CIV/SD/2163-2	B

Full document details: NR NR-CIV-SD-2163-2 ISSUE B 2012

AVA Documents Document Sharing Hub

Copyright Network Rail
Provided by IHS under licence with Network Rail
Reproduced on behalf of Network Rail (Licence ID: 0000000000000000) on 2013-04-22 (Licence from IHS)

Licence: Network Rail, Licence ID: 0000000000000000, User: swift