Supplementary Information

The following information is associated with Network Rail Standard:
NR CIV/SD/2174-2 Rev B

Additional Content Access

Click the link below to access CAD version of this drawing.

CAD Drawing

- CIV/SD/2174-2

If you have any questions, or need assistance, please contact **IHS Support**

Information accessed via the links above is the property of the Copyright holder

IHS Additional Content Page

--`,,,,,,`,,,,,,`,,,`,,,,,,,,`-`-`,,`,,`,`,,`---

Documents
Document Sharing Hub

Copyright Network Rail
Provided by IHS under license with Network Rail
No reproduction or networking permitted without license from IHS
Full document details: NR NR-CIV-SD-2174-2 ISSUE B 2012

Licensee=Weston Williamson/5989497001, User=sam, albett
Not for Resale, 03/27/2016 19:57:26 MDT

Drg No. 2174

Bar mark	Type and size	No. of mbrs	No. of bars in each	Total no.	Length of each bar † mm	Shape code	A* mm	B* mm	C* mm	D* mm	E/R* mm	Rev letter
9.4m SPAN – RIGHT SKEW 45° – HORIZONTAL MASONRY PARAPET												
74a–aa	B20	1	52	52	XX	63	XX	470	290	(290)		
75a–aa	B20	1	52	52	XX	63	XX	795	290	(290)		
76	B16	1	4	4	2250	21	1000	300	(1000)			
77a	B16	1	4	4	2550	29	930	670	(1000)	520	450	
77b	B16	1	2	2	8950	29	4130	670	(4200)	520	450	
77c	B16	1	2	2	7350	29	3330	670	(3400)	520	450	
77d	B16	1	2	2	5250	29	2280	670	(2350)	520	450	
78a	B16	1	4	4	3150	99						
78b	B16	1	2	2	2950	99						
79	B32	1	91	91	1075	99						
89	B32	1	12	12	1250	99						
90	B20	1	51	51	1500	13	700	200	(700)			
91	B40	1	2	2	15325	67	15305	15505				
92	B32	1	1	1	15325	67	15305	15505				
93	B40	1	4	4	15425	67	15405	15505	715		39155	
94	B32	1	4	4	15425	67	15405	15505	725		39155	
95	B20	1	5	5	15325	67	15305	15505				
171a–q	B25	1	99	99	XX	99						

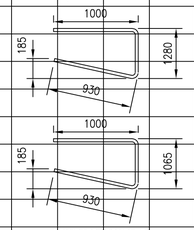

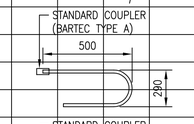

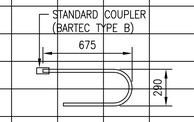

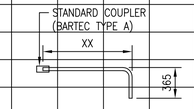

This schedule conforms to BS 8666: 2005

* Specified in multiples of 5 mm.

† Specified in multiples of 25 mm.

DRAWING No. NR/CIV/SD/2174–2

NOTES

1. FOR GENERAL NOTES REFER TO DRAWING No. NR/CIV/SD/2001.
2. COUPLERS TO BE BARTEC TYPE A AND TYPE B OR SIMILAR APPROVED.

Rev	Date	Description of revision	Designed	C'kd
B	27.04.12	SECOND ISSUE	SzT	SWF
A	12.10.10	FIRST ISSUE	SzT	SWF

Network Rail

Network Rail Infrastructure Ltd. Registered Office:
Kings Place, 90 York Way, London, N1 9AG

	Name	Position	Signature	Date
Approved	P. Clark	Head of Engineering IP Central	PC	Apr 2013

Master copy with original signatures held by Network Rail HQ
CIVIL ENGINEERING STANDARD DESIGN

© COPYRIGHT NETWORK RAIL 2013

STANDARD CONARCH OVERBRIDGE

REINFORCEMENT DETAILS 9.4m MASONRY PARAPET BEAM RIGHT SKEW 45°

SHEET 2

Scale	1:25
Drawing Number	NR/CIV/SD/2174–2 B

Full document details: NR NR-CIV-SD-2174-2 ISSUE B 2012

Documents
Document Sharing Hub

Copyright Network Rail
Provided by IHS under licence with Network Rail
No reproduction or networking permitted without licence from IHS
Licensee=Network Rail Group, User=, 12/03/2013 01:17:14 GMT+0000
Not for resale, single user