Supplementary Information

The following information is associated with Network Rail Standard:
NR CIV/SD/2211 Rev B

Additional Content Access

Click the link below to access CAD version of this drawing.

CAD Drawing

- CIV/SD/2211

If you have any questions, or need assistance, please contact **IHS Support**

Information accessed via the links above is the property of the Copyright holder

IHS Additional Content Page

Documents
Document Sharing Hub

Copyright Network Rail
Provided by IHS under license with Network Rail
No reproduction or networking permitted without license from IHS
Full document details: NR NR-CIV-SD-2211 ISSUE B 2012

Licensee=Weston Williamson/5989497001, User=sam, albett
Not for Resale, 03/27/2016 19:51:40 MDT

Full document details: NR NR-CIV-SD-2211ISSUE B 2012

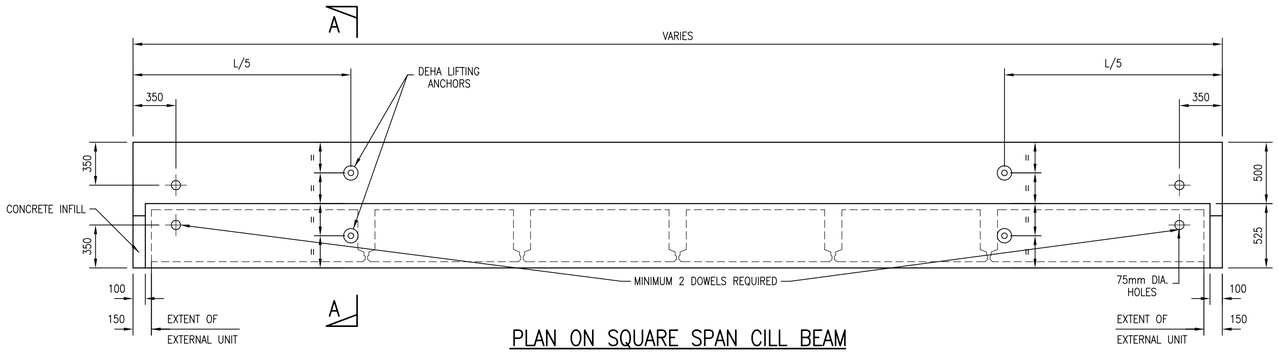

PLAN ON SQUARE SPAN CILL BEAM

SCALE 1:25

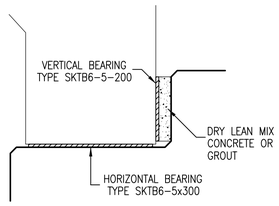

DETAIL A

SCALE 1:10

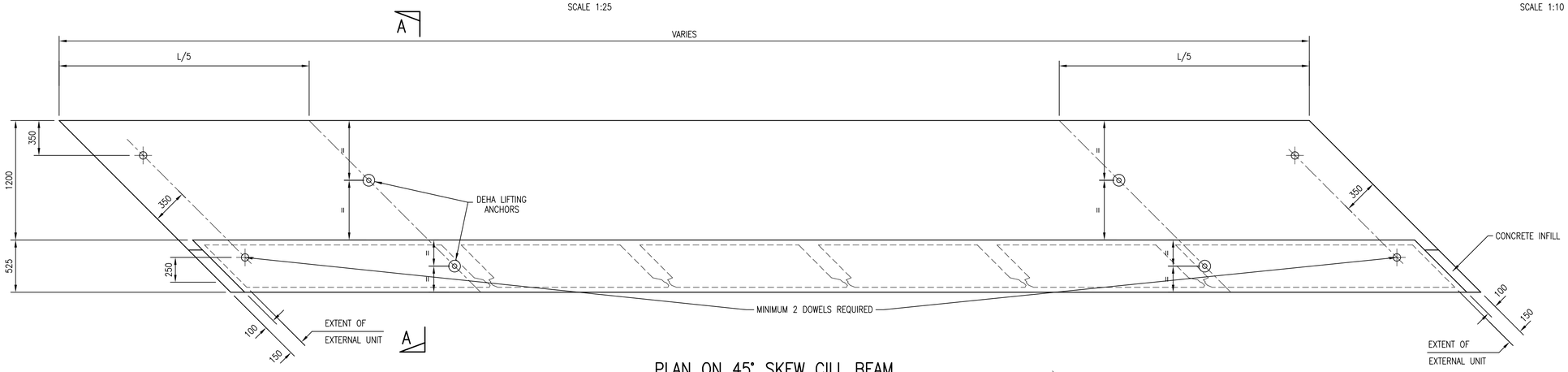

PLAN ON 45° SKEW CILL BEAM

SCALE 1:25

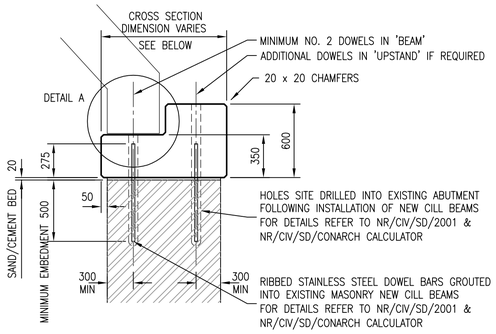

SECTION A–A

SCALE 1:25

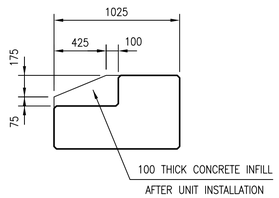

SECTION A–A SQUARE SPAN

SCALE 1:25

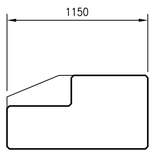

SECTION A–A 15° SKEW

SCALE 1:25

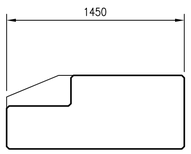

SECTION A–A 30° SKEW

SCALE 1:25

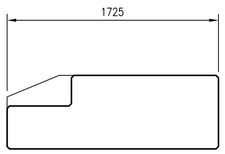

SECTION A–A 45° SKEW

SCALE 1:25

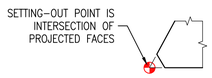

DETAIL OF SETTING OUT POINT

SCALE 1:5

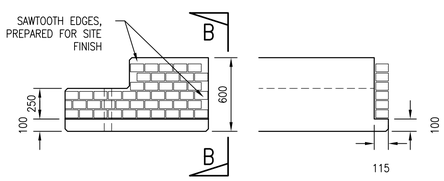

FRONT ELEVATION

ELEVATION B–B

BRICK CLADDING

BRICK CLADDING IS NOT COVERED BY THE STANDARD DETAILS. DETAIL TO BE DEVOLVED BY THE CONTRACTOR.

SCALE 1:25

DEHA ANCHOR SCHEDULE

SKEW (°) \ PARAPET CLEARANCE (m)	UPSTAND 4.5 ⩽ 6.5	UPSTAND 6.5 ⩽ 10	UPSTAND 10 ⩽ 12.5	SLAB 4.5 ⩽ 6.5	SLAB 6.5 ⩽ 10	SLAB 10 ⩽ 12.5
0 ⩽ 15	10–200	10–200	15–300	5–180	7.5–200	7.5–200
15 ⩽ 30	15–300	20–300	32–320	7.5–200	7.5–200	10–200
30 ⩽ 45	20–300	32–320	32–320	7.5–200	10–200	15–200

DRAWING No. NR/CIV/SD/2211

NOTES

1. FOR GENERAL NOTES REFER TO DRAWING No. NR/CIV/SD/2001.
2. LIFTING ANCHORS TO BE DEHA ANCHORS OR SIMILAR APPROVED.
3. BEARINGS TO BE SKT BEARINGS OR SIMILAR APPROVED.

NOTE
ANY SKEW BETWEEN:
0deg AND 45deg, LEFT OR RIGHT.
ANY CLEARANCE BETWEEN PARAPETS:
BETWEEN 4.5m AND 12.5m.

Rev	Date	Description of revision	Designed	C'kd
B	27.04.12	SECOND ISSUE	SzT	SWF
A	12.10.10	FIRST ISSUE	SzT	SWF

Network Rail

Network Rail Infrastructure Ltd. Registered Office: Kings Place, 90 York Way, London, N1 9AG

Approved	P. Clark	Head of Engineering IP Central	PC	Apr 2013
	Name	Position	Signature	Date

Master copy with original signatures held by Network Rail HQ CIVIL ENGINEERING STANDARD DESIGN

© COPYRIGHT NETWORK RAIL 2013

STANDARD CONARCH OVERBRIDGE

GENERAL ARRANGEMENT CILL BEAMS

Scale 1:25

Drawing Number NR/CIV/SD/2211 B

Documents Document Sharing Hub

Copyright Network Rail
Provided by IHS under licence with Network Rail
No reproduction or networking permitted without licence from IHS
Licensee=Mapon Volkovs/5935610001, User=sam, alfred
Not for resale, 2013-04-17 07:00:00 MDT