Supplementary Information

The following information is associated with Network Rail Standard:
NR CIV/SD/2231 Rev B

Additional Content Access

Click the link below to access CAD version of this drawing.

CAD Drawing

- CIV/SD/2231

If you have any questions, or need assistance, please contact **IHS Support**

Information accessed via the links above is the property of the Copyright holder

IHS Additional Content Page

Documents
Document Sharing Hub

Copyright Network Rail
Provided by IHS under license with Network Rail
No reproduction or networking permitted without license from IHS
Full document details: NR NR-CIV-SD-2231 ISSUE B 2012

Licensee=Weston Williamson/5989497001, User=sam, albett
Not for Resale, 03/27/2016 19:51:49 MDT

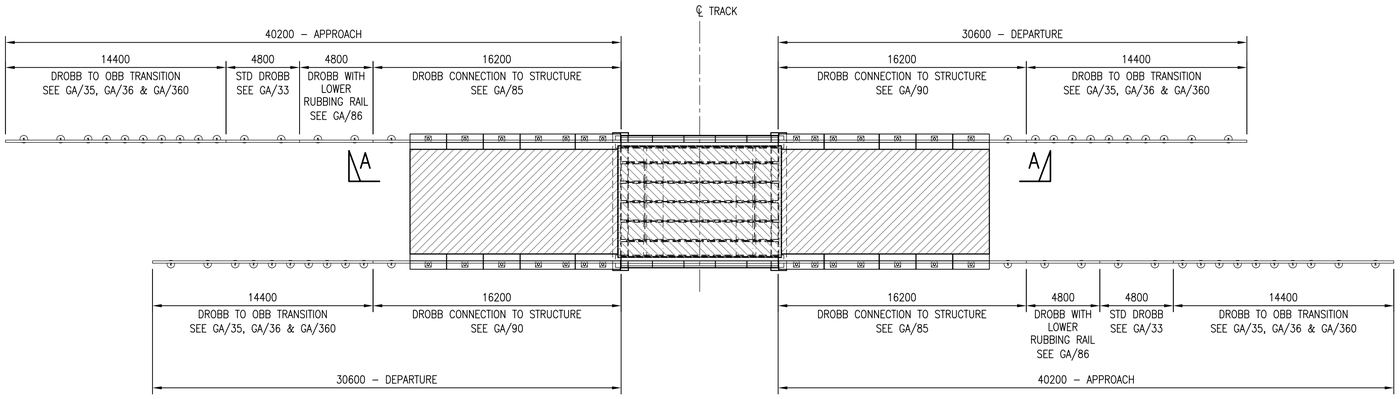

PLAN ON 9.4m BRIDGE SQUARE PLAN

SCALE 1:200

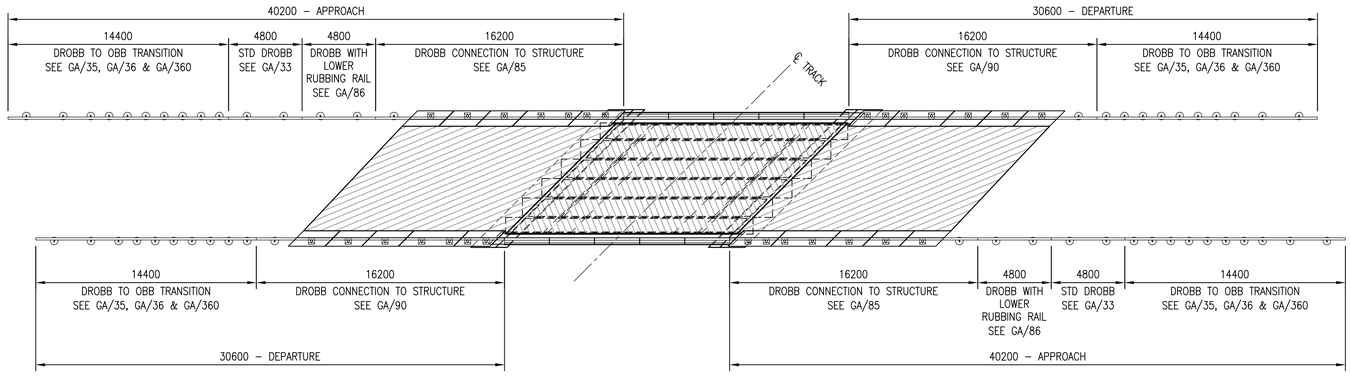

PLAN ON 9.4m BRIDGE LEFT SKEW 45°

SCALE 1:200

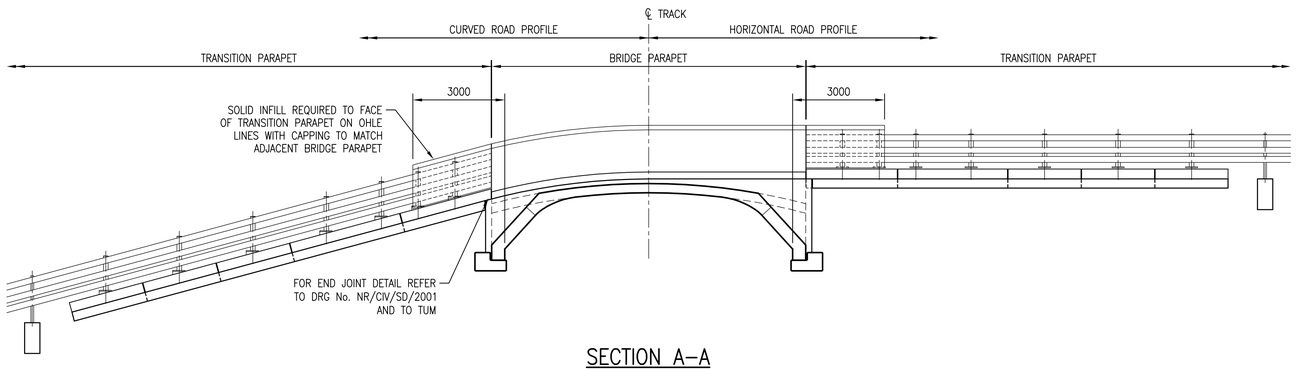

SECTION A–A

SCALE 1:100

DRAWING No. NR/CIV/SD/2231

NOTES

1. FOR GENERAL NOTES REFER TO DRAWING No. NR/CIV/SD/2001.

Rev	Date	Description of revision	Designed	C'kd
B	27.04.12	SECOND ISSUE	SzT	SWF
A	12.10.10	FIRST ISSUE	SzT	SWF

Network Rail

Network Rail Infrastructure Ltd. Registered Office:
Kings Place, 90 York Way, London, N1 9AG

	Name	Position	Signature	Date
Approved	P. Clark	Head of Engineering IP Central	PC	Apr 2013

Master copy with original signatures held by Network Rail HQ
CIVIL ENGINEERING STANDARD DESIGN

© COPYRIGHT NETWORK RAIL 2013

STANDARD CONARCH OVERBRIDGE

GENERAL ARRANGEMENT TRANSITION PARAPETS TYPICAL PLANS & SECTION

Scale	AS SHOWN
Drawing Number	NR/CIV/SD/2231 B

Full document details: NR NR-CIV-SD-2231ISSUE B 2012
AVA Documents
Document Sharing Hub
Copyright Network Rail
Provided by IHS under licence with Network Rail
Reproduced by permission of Network Rail. No further reproduction without permission from IHS
Licensee=Mott MacDonald Group Limited, User=sam, allan
No reproduction or networking permitted.