Supplementary Information

The following information is associated with Network Rail Standard:
NR CIV/SD/2233-2 Rev B

Additional Content Access

Click the link below to access CAD version of this drawing.

CAD Drawing

- CIV/SD/2233-2

If you have any questions, or need assistance, please contact **IHS Support**

Information accessed via the links above is the property of the Copyright holder

IHS Additional Content Page

Documents
Document Sharing Hub

Copyright Network Rail
Provided by IHS under license with Network Rail
No reproduction or networking permitted without license from IHS
Full document details: NR NR-CIV-SD-2233-2 ISSUE B 2012

Licensee=Weston Williamson/5989497001, User=sam, albett
Not for Resale, 03/27/2016 19:54:57 MDT

Drg No. 2233

PRECAST PARAPET BEAM – DROBB BARRIER – SQUARE BEAM

Bar mark	Type and size	No. of mbrs	No. of bars in each	Total no.	Length of each bar † mm	Shape code	A* mm	B* mm	C* mm	D* mm	E/R* mm	Rev letter
01	B16	1	XX	XX	2125	51	420	510				
02	B20	1	XX	XX	1050	99		STANDARD COUPLER (BARTEC TYPE A) 900				
(02	B20	1	XX	XX	2050	11	1900)					
(IF STARTER BAR USED INSTEAD OF COUPLERS)												
03	B12	1	XX	XX	975	99		STANDARD COUPLER (BARTEC TYPE A) 825				
(03	B12	1	XX	XX	1575	11	1425)					
(IF STARTER BAR USED INSTEAD OF COUPLERS)												
04	B16	1	16	16	XX	00						
05	B16	1	6	6	1675	21	770	180				
06	B16	1	4	4	2325	21	770	840				
07	B16	1	6	6	1950	21	770	465				
08	B16	1	4	4	1875	21	770	385				
09	B12	1	XX	XX	1125	26	200	710		500		

PRECAST PARAPET BEAM – DROBB BARRIER – 45° SKEW BEAM

Bar mark	Type and size	No. of mbrs	No. of bars in each	Total no.	Length of each bar † mm	Shape code	A* mm	B* mm	C* mm	D* mm	E/R* mm	Rev letter
01	B16	1	XX	XX	2475	51	600	500				
02	B20	1	XX	XX	1475	99		STANDARD COUPLER (BARTEC TYPE A) 1315				
(02	B20	1	XX	XX	2425	11	2275)					
(IF STARTER BAR USED INSTEAD OF COUPLERS)												
03	B12	1	XX	XX	1350	99		STANDARD COUPLER (BARTEC TYPE A) 1200				
(03	B12	1	XX	XX	1925	11	1780)					
(IF STARTER BAR USED INSTEAD OF COUPLERS)												
04	B16	1	16	16	XX	00						
05	B16	1	6	6	1675	21	770	180				
06	B16	1	4	4	2250	29	710	1130	770	840		
07	B16	1	6	6	1950	21	770	465				
08	B16	1	4	4	1925	29	710	490	770	385		
09	B12	1	XX	XX	1125	26	200	710		500		

SHAPE CODE 29

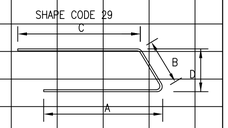

This schedule conforms to BS 8666: 2005

* Specified in multiples of 5 mm. † Specified in multiples of 25 mm.

PRECAST PARAPET BEAM – MASONRY PARAPET – SQUARE BEAM

Bar mark	Type and size	No. of mbrs	No. of bars in each	Total no.	Length of each bar † mm	Shape code	A* mm	B* mm	C* mm	D* mm	E/R* mm	Rev letter
01	B16	1	XX	XX	1900	51	300	510				
02	B25	1	XX	XX	3125	13	2150	225				
03	B16	1	XX	XX	2475	21	1825	210				
04	B16	1	16	16	XX	00						
05	B16	1	8	8	1675	21	770	180				
06	B16	1	4	4	2325	21	770	840				
07	B16	1	4	4	1950	21	770	465				
08	B16	1	4	4	1875	21	770	385				
09	B25	1	XX	XX	XX	11	XX	550				
10	B20	1	XX	XX	XX	00						

PRECAST PARAPET BEAM – MASONRY PARAPET – 45° SKEW BEAM

Bar mark	Type and size	No. of mbrs	No. of bars in each	Total no.	Length of each bar † mm	Shape code	A* mm	B* mm	C* mm	D* mm	E/R* mm	Rev letter
01	B16	1	XX	XX	1900	51	300	510				
02	B25	1	XX	XX	3400	99						

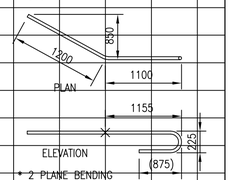

Bar mark	Type and size	No. of mbrs	No. of bars in each	Total no.	Length of each bar † mm	Shape code	A* mm	B* mm	C* mm	D* mm	E/R* mm	Rev letter
03	B16	1	XX	XX	2700	99						

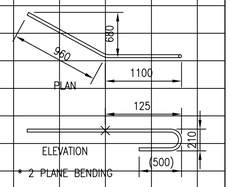

Bar mark	Type and size	No. of mbrs	No. of bars in each	Total no.	Length of each bar † mm	Shape code	A* mm	B* mm	C* mm	D* mm	E/R* mm	Rev letter
04	B16	1	16	16	XX	00						
05	B16	1	8	8	1675	21	770	180				
06	B16	1	4	4	2325	21	770	840				
07	B16	1	4	4	1950	21	770	465				
08	B16	1	4	4	1875	21	770	385				
09	B25	1	XX	XX	XX	11	XX	550				
10	B20	1	XX	XX	XX	00						

This schedule conforms to BS 8666: 2005

* Specified in multiples of 5 mm. † Specified in multiples of 25 mm.

DRAWING No. NR/CIV/SD/2233–2

NOTES

1. FOR GENERAL NOTES REFER TO DRAWING No. NR/CIV/SD/2001.
2. COUPLERS TO BE BARTEC TYPE A OR SIMILAR APPROVED.

Rev	Date	Description of revision	Designed	C'kd
B	27.04.12	SECOND ISSUE	SzT	SWF
A	12.10.10	FIRST ISSUE	SzT	SWF

Network Rail

Network Rail Infrastructure Ltd. Registered Office: Kings Place, 90 York Way, London, N1 9AG

Approved	P. Clark	Head of Engineering IP Central	PC	Apr 2013
	Name	Position	Signature	Date

Master copy with original signatures held by Network Rail HQ CIVIL ENGINEERING STANDARD DESIGN

© COPYRIGHT NETWORK RAIL 2013

STANDARD CONARCH OVERBRIDGE

REINFORCEMENT DETAILS TRANSITION PARAPETS PRECAST BEAMS

Scale	AS SHOWN	
Drawing Number	NR/CIV/SD/2233–2	B

Full document details: NR NR-CIV-SD-2233-2 ISSUE B 2012

Documents Document Sharing Hub

Copyright Network Rail
Provided by IHS under licence with Network Rail
Reproduced by permission of Network Rail. No licence from IHS

Downloaded on 2013-05-13
Uncontrolled when downloaded or printed.
Licence: Network Rail Internal Use, User-select, single user