Supplementary Information

The following information is associated with Network Rail Standard:
**NR CIV/SD/2234-1** Rev B

## Additional Content Access

Click the link below to access CAD version of this drawing.

### CAD Drawing

- CIV/SD/2234-1

If you have any questions, or need assistance, please contact **IHS Support**

Information accessed via the links above is the property of the Copyright holder

**IHS Additional Content Page**

Documents
Document Sharing Hub

Copyright Network Rail
Provided by IHS under license with Network Rail
No reproduction or networking permitted without license from IHS
Full document details: NR NR-CIV-SD-2234-1 ISSUE B 2012

Licensee=Weston Williamson/5989497001, User=sam, albett
Not for Resale, 03/27/2016 19:55:07 MDT

Full document details: NR NR-CIV-SD-2234-1ISSUE B 2012

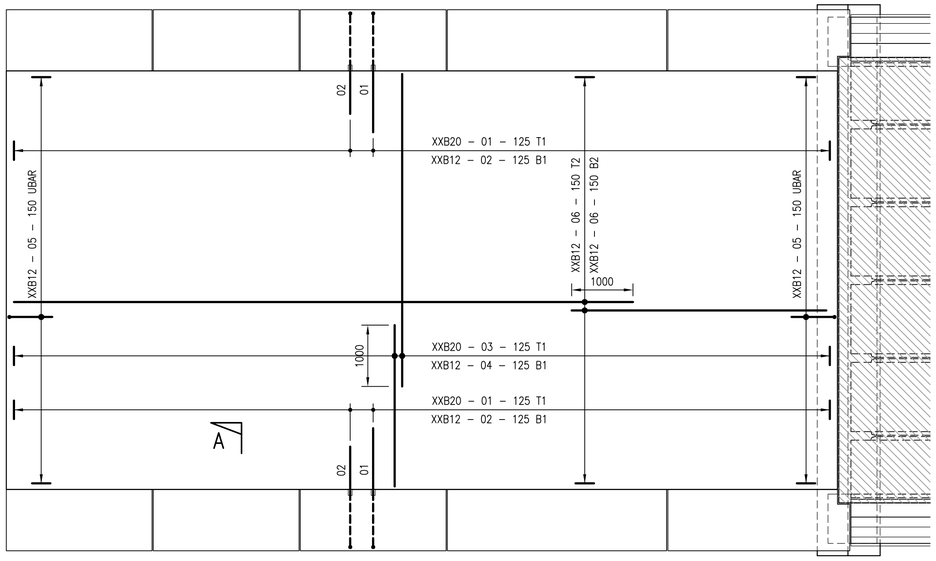


A

PLAN ON TRANSITION SLAB – SQUARE SPAN

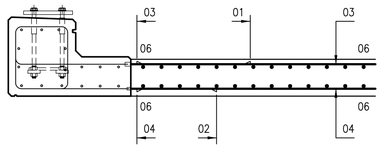


SECTION A–A

SCALE 1:25

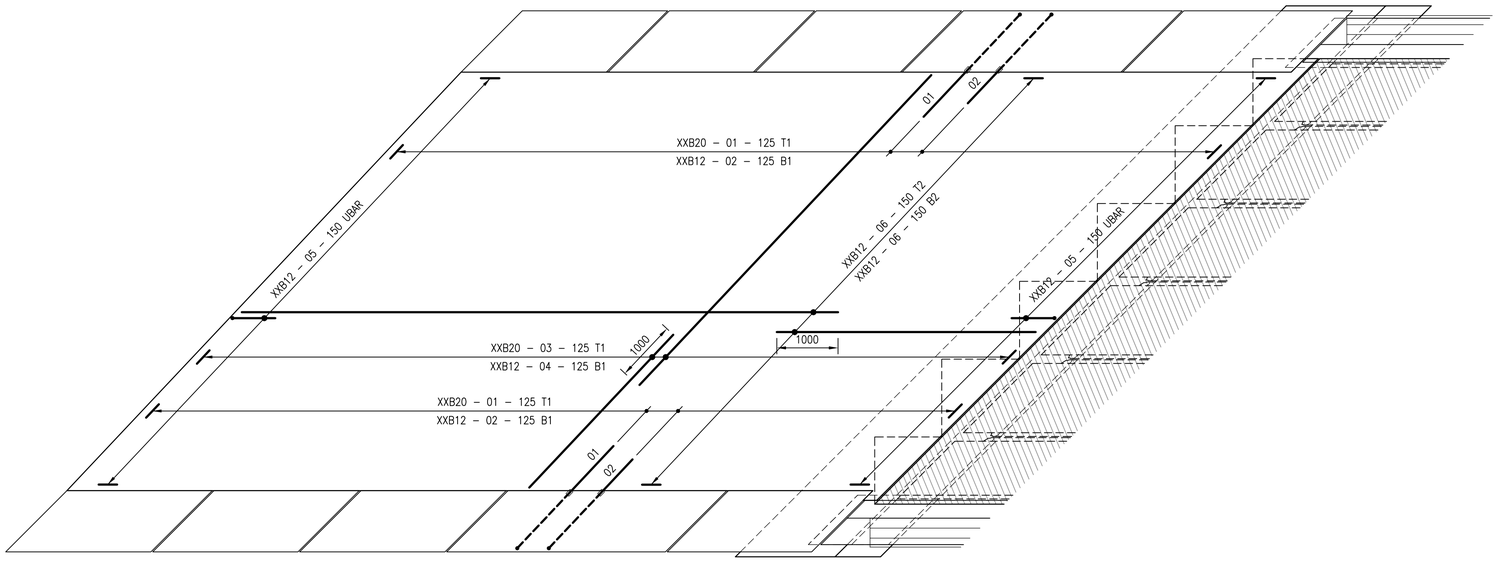


PLAN ON TRANSITION SLAB – 45° SKEW

DRAWING No. NR/CIV/SD/2234–1

NOTES

1. FOR GENERAL NOTES REFER TO DRAWING No. NR/CIV/SD/2001.

| Rev | Date | Description of revision | Designed | C'kd |
|---|---|---|---|---|
| B | 27.04.12 | SECOND ISSUE | SzT | SWF |
| A | 12.10.10 | FIRST ISSUE | SzT | SWF |

Network Rail

Network Rail Infrastructure Ltd. Registered Office:
Kings Place, 90 York Way, London, N1 9AG

| | | | | |
|---|---|---|---|---|
| Approved | P. Clark | Head of Engineering IP Central | PC | Apr 2013 |
| | | | | |
| | Name | Position | Signature | Date |

Master copy with original signatures held by Network Rail HQ
CIVIL ENGINEERING STANDARD DESIGN

© COPYRIGHT NETWORK RAIL 2013

STANDARD CONARCH OVERBRIDGE

REINFORCEMENT DETAILS
TRANSITION SLAB

| | | |
|---|---|---|
| Scale | 1:25 | |
| Drawing Number | NR/CIV/SD/2234–1 | B |

Copyright Network Rail
Provided by IHS under licence with Network Rail
Licence number: 0001, User name: Guest, Licence type: Single user
Downloaded on 2013-05-09 05:00:00 +0000
Uncontrolled when downloaded or printed.
Document Sharing Hub