Supplementary Information

The following information is associated with Network Rail Standard:
NR CIV/SD/2253 Rev B

Additional Content Access

Click the link below to access CAD version of this drawing.

CAD Drawing

- CIV/SD/2253

If you have any questions, or need assistance, please contact **IHS Support**

Information accessed via the links above is the property of the Copyright holder

IHS Additional Content Page

Documents
Document Sharing Hub

Copyright Network Rail
Provided by IHS under license with Network Rail
No reproduction or networking permitted without license from IHS
Full document details: NR NR-CIV-SD-2253 ISSUE B 2012

Licensee=Weston Williamson/5989497001, User=sam, albett
Not for Resale, 03/27/2016 19:53:04 MDT

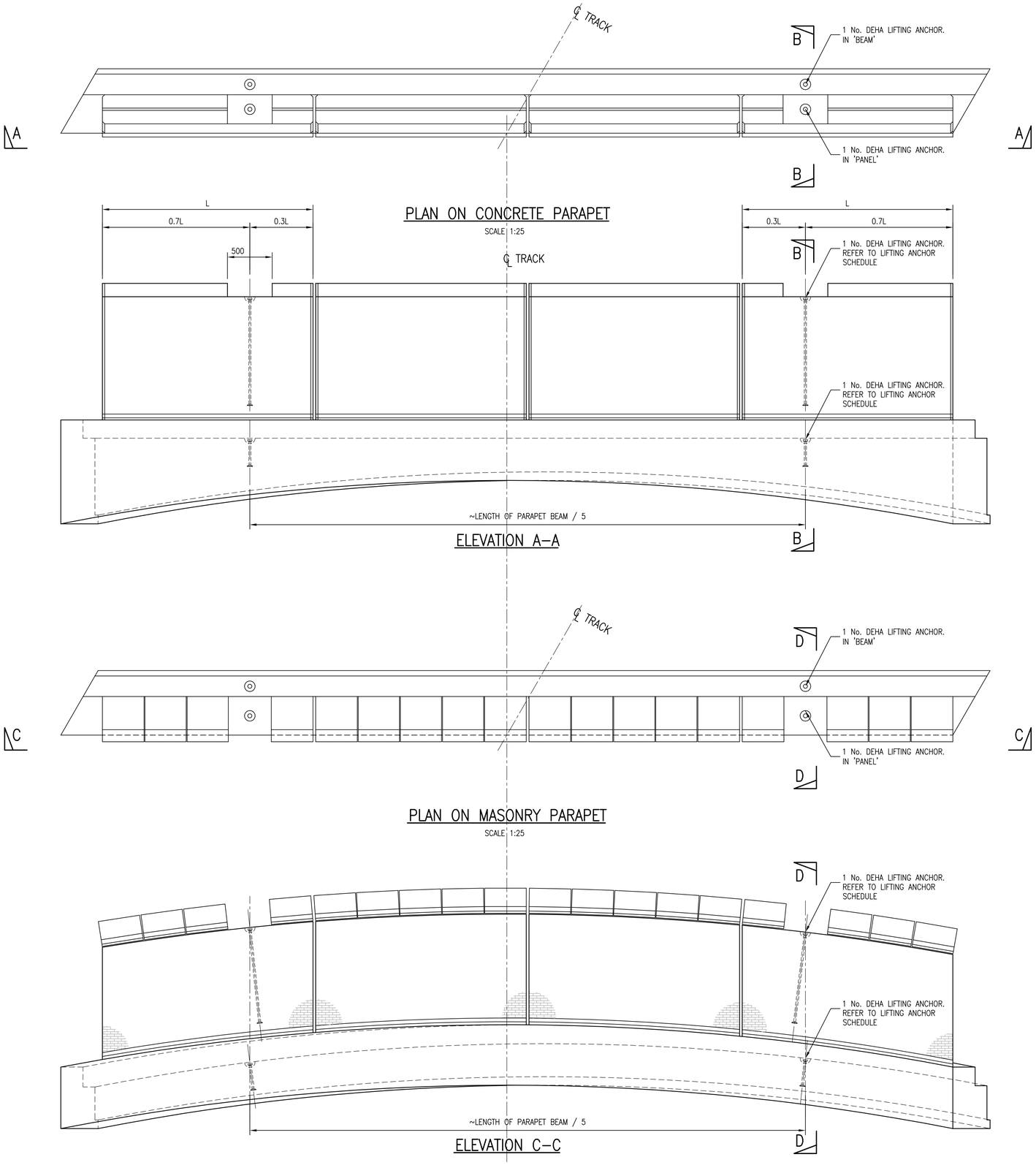

DEHA ANCHOR SCHEDULE					
LIFTING OPTION 1	PARAPET BEAM ONLY				
SKEW (°)	'UPSTAND'		'BEAM'		
0 ≤ 15	20–340		2.5–170		
15 ≤ 30	32–320		2.5–170		
30 ≤ 45	32–320		4–170		
LIFTING OPTION 2	COMBINED PARAPET BEAM AND RC PANELS				
SPAN (m)	RC PANELS		'UPSTAND'	'BEAM'	
SKEW (°)	7.4≤8.4	8.4≤9.4		7.4≤8.4	8.4≤9.4
0 ≤ 15	32–1200	32–1200	20–340	4–210	4–210
15 ≤ 30	32–1200	45–1200	32–320	4–210	4–210
30 ≤ 45	45–1200	45–1200	32–320	4–210	5–240

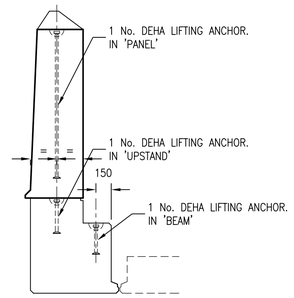

SECTION B–B
OPTION 2
SCALE 1:25

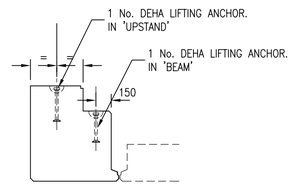

BEAM LIFTING DETAIL
OPTION 1
SCALE 1:25

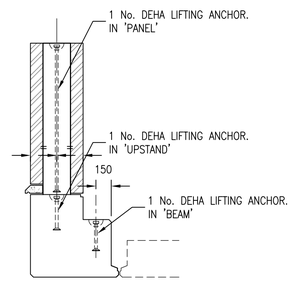

SECTION D–D
OPTION 2
SCALE 1:25

DRAWING No. NR/CIV/SD/2253

NOTES

1. FOR GENERAL NOTES REFER TO DRAWING No. NR/CIV/SD/2001.
2. LIFTING ANCHORS TO BE DEHA ANCHORS OR SIMILAR APPROVED.

NOTE
ANY SPAN BETWEEN:
7.4m AND 9.4m, INCREMENT OF 5mm.
ANY SKEW BETWEEN:
0deg AND 45deg, LEFT OR RIGHT.
ANY PARAPET HEIGHTS:
BETWEEN 1525mm AND 1825mm.

Rev	Date	Description of revision	Designed	C'kd
B	27.04.12	SECOND ISSUE	SzT	SWF
A	12.10.10	FIRST ISSUE	SzT	SWF

Network Rail

Network Rail Infrastructure Ltd. Registered Office:
Kings Place, 90 York Way, London, N1 9AG

Approved	P. Clark	Head of Engineering IP Central	PC	Apr 2013
	Name	Position	Signature	Date

Master copy with original signatures held by Network Rail HQ
CIVIL ENGINEERING STANDARD DESIGN

© COPYRIGHT NETWORK RAIL 2013

STANDARD CONARCH OVERBRIDGE

GENERAL ARRANGEMENT
PARAPET BEAM AND PARAPET
LIFTING DETAILS

Scale	AS SHOWN	
Drawing Number	NR/CIV/SD/2253	B

Full document details: NR NR-CIV-SD-2253 ISSUE B 2012
Documents Document Sharing Hub
Copyright Network Rail
Provided by HS under licence with Network Rail
Downloaded on 2013-04-09 by szymon.tomczak@atkinsglobal.com
Uncontrolled when downloaded or printed.
Licence from HS