The following information is associated with Network Rail Standard:
NR CIV/SD/241 Rev P3

Additional Content Access

Click the link below to access CAD version of this drawing.

CAD Drawing

- CIV/SD/241

If you have any questions, or need assistance, please contact **IHS Support**

Information accessed via the links above is the property of the Copyright holder

IHS Additional Content Page

Documents
Document Sharing Hub

Copyright Network Rail
Provided by IHS under license with Network Rail
No reproduction or networking permitted without license from IHS
Full document details: NR NR-CIV-SD-241 ISSUE P3 2011

Licensee=Weston Williamson/5989497001, User=sam, albett
Not for Resale, 03/27/2016 20:52:12 MDT

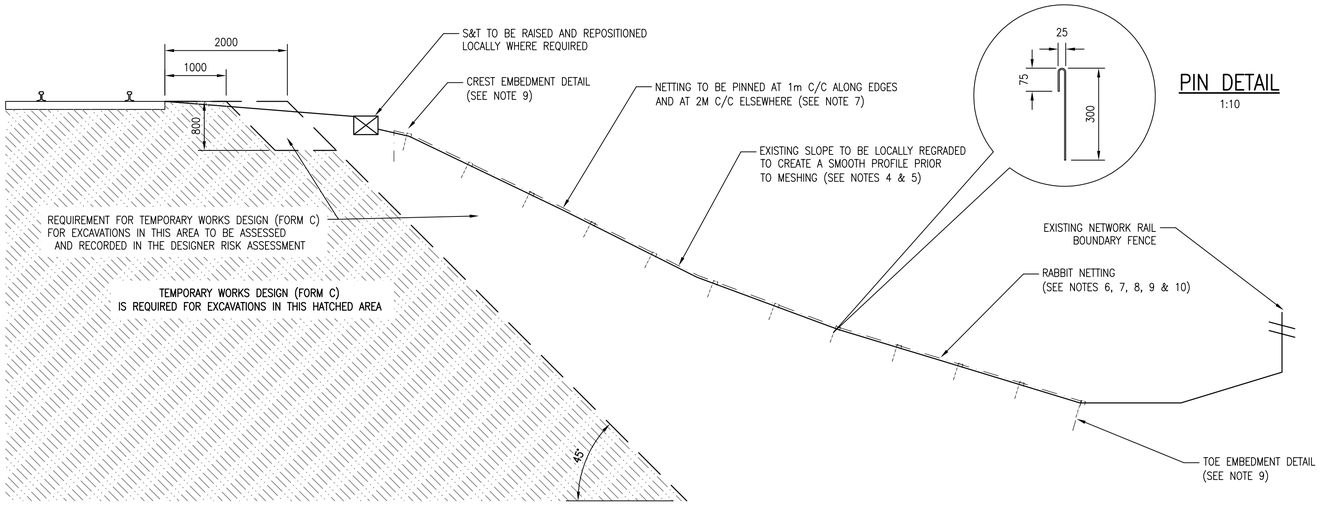

RABBIT NETTING TYPICAL SECTION

1:50

PIN DETAIL

1:10

OUTLINE CONSTRUCTION SEQUENCE

a) QUALIFIED ECOLOGIST TO UNDERTAKE AN ECOLOGY SURVEY OF THE SITE TO IDENTIFY THE PRESENCE OF ANY PROTECTED SPECIES.

b) ECOLOGICAL REPORT OF THE SITE TO BE ISSUED AND APPROVED PRIOR TO COMMENCEMENT OF ANY PHYSICAL WORKS.

c) COSS TO ESTABLISH A SAFE SYSTEM OF WORK IN ACCORDANCE WITH THE RULE BOOK AND THE CONTRACTOR'S WORK PACKAGE PLAN.

d) LOCATE AND MARK OUT SERVICES PRESENT ON SITE AND ESTABLISH PROTECTION SYSTEMS FOR TRACKSIDE SERVICES.

e) SECURE PERIMETER FENCING TO PROTECT THE SITE AND THE RAILWAY BOUNDARY.

f) MOBILISE AND ESTABLISH ALL REQUIRED SAFETY/WELFARE FACILITIES, STORES, COMPOUND AND SITE OFFICES.

g) DISMANTLE THE RAILWAY BOUNDARY FENCE AS REQUIRED AND CONSTRUCT PLANT ACCESS TO THE EARTHWORK.

h) UNDERTAKE SLOPE DE-VEGETATION WORKS AS REQUIRED.

i) ENCOURAGE THE EXISTING RABBIT POPULATION AWAY FROM THE EARTHWORK USING TREATMENT IN ACCORDANCE WITH THE METHODS OUTLINED IN CIRIA C645.

j) GROUT ANY BURROWS IF REQUIRED (SEE SD/243).

k) GRADE/LEVEL EXISTING EARTHWORK TO CREATE A UNIFORM SLOPE PROFILE.

l) INSTALL RABBIT NETTING AROUND EXISTING OBSTRUCTIONS, PINNING AS REQUIRED.

m) APPLY RABBIT NETTING TO THE RE-GRADED SLOPE PROFILE, PINNING AND JOINING WHERE REQUIRED AND EMBEDDING THE ENDS IN ACCORDANCE WITH DWG. NO. SD/242

n) LAY CLASS 6G ROCK FILL AROUND THE BOUNDARY BEWTEEN THE NETTING AND ANY OBSTRUCTIONS.

o) REINSTATE ALL AREAS OUTSIDE THE RAILWAY BOUNDARY AS REQUIRED.

p) DEMOBILISE.

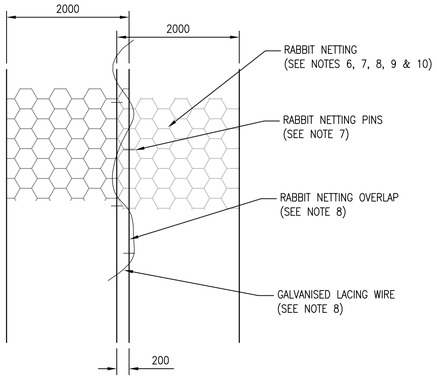

RABBIT NETTING JOINTING DETAIL

1:50

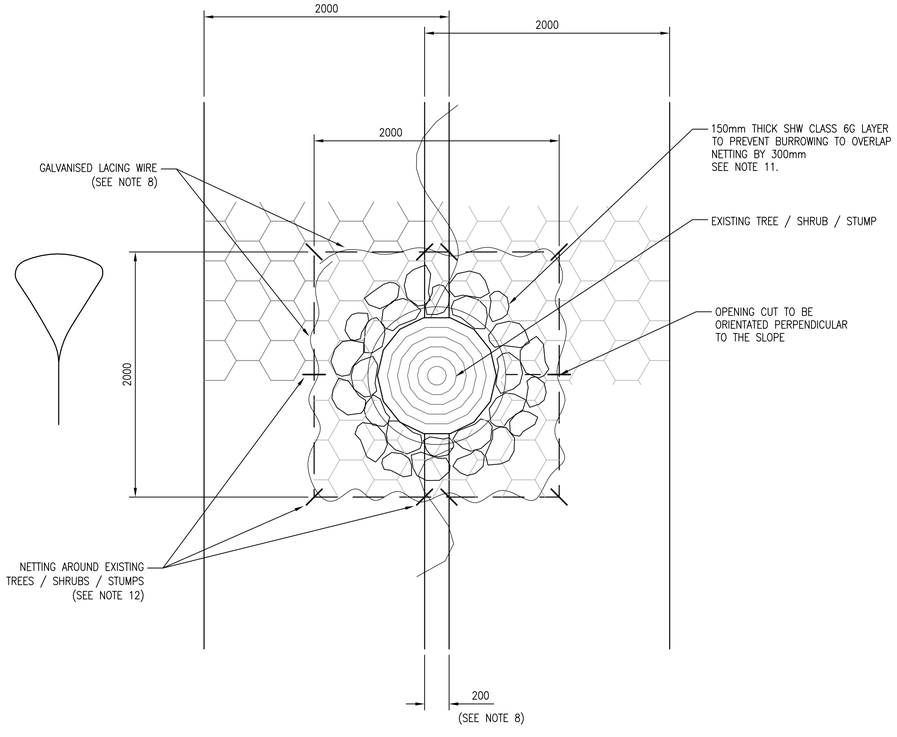

RABBIT NETTING AROUND EXISTING TREES / SHRUBS AND STUMPS

1:25

DRAWING No. NR/CIV/SD/241

NOTES

1. THIS DRAWING FORMS A STANDARD DETAIL FOR RABBIT NETTING AND SHOULD BE READ IN CONJUNCTION WITH THE GENERAL REQUIREMENTS OF DRAWING SD/240.
2. REFERENCE SHOULD ALSO BE MADE TO THE SCHEME SPECIFIC DRAWINGS AND SPECIFICATIONS FOR DETAILS OF THE WORKS TO BE UNDERTAKEN.
3. REMOVAL OF EXISTING TREES, SHRUBS, TOPSOIL AND SURFACE VEGETATION SHALL BE CARRIED OUT AT THE APPROPRIATE TIME OF YEAR TO PREVENT DISTURBANCE TO BREEDING BIRDS AND TO THE MINIMUM NECESSARY FOR IMPLEMENTING THE WORKS. ROOT BALLS TO REMAIN INSITU UNLESS OTHERWISE SPECIFIED.
4. WHERE BURROWS ARE EVIDENT ON THE SLOPE BUT GROUTING OF THESE IS NOT CARRIED OUT, PLANT IS TO INDUCE COLLAPSE OF THESE BURROWS, PRIOR TO SMOOTHING/LEVELLING OF THE EXISTING PROFILE.
5. THE EXISTING EMBANKMENT SLOPE IS TO BE LOCALLY GRADED AFTER COMPACTION WORKS TO CREATE A SMOOTH EARTHWORK PROFILE. ANY VOIDS RESULTING FROM DE-VEGETATION OR COMPACTION SHALL BE INFILLED WITH GRANULAR MATERIAL. SIGNIFICANT REMOVAL OF MATERIAL IS NOT PERMITTED FROM ANY AREA.
6. RABBIT NETTING TO BE GALVANISED 31mm HEXAGONAL MESH, WITH A 1.2mm WIRE THICKNESS TO MEET THE REQUIREMENTS OF CIRIA PUBLICATION C645 'A GUIDE TO RABBIT MANAGEMENT'.
7. NETTING TO BE PINNED AT 1m C/C ALONG EDGES, AND BETWEEN 1m AND 2m C/C ELSEWHERE, USING 4mm DIAMETER, 300 LONG GALVANISED STEEL PINS. LONG DIMENSION ON DOWNSLOPE SIDE.
8. RABBIT NETTING IS TO BE LAID WITH A MINIMUM OVERLAP OF 200m. THE NETTING SHALL BE PINNED AT 1m INTERVALS ALONG EDGES, AND BETWEEN 1m AND 2m C/C ELSEWHERE, ON ALTERNATE SIDES OF THE JOIN AND LACED TOGETHER USING 1.2mm GALVANISED WIRE.
9. EMBEDMENT INTO THE EXISTING EARTHWORK SHALL BE INCLUDED TO PREVENT BURROWING BENEATH THE NETTING. REFER TO NETTING EMBEDMENT DETAILS ON DWG. NO. SD/242.
10. RABBIT NETTING SHALL BE LAID USING 2000mm WIDE LENGTHS.
11. CLASS 6G ROCK FILL IS TO BE PLACED AROUND EXISTING OBSTRUCTIONS TO PREVENT BURROWING BENEATH THEM. THE 6G LAYER SHALL BE 150mm THICK AND OVERLAP THE RABBIT NETTING BY A MINIMUM OF 300mm.
12. NETTING AROUND OBSTRUCTIONS SHALL BE TRIMMED TO SIZE AND FITTED PRIOR TO INSTALLATION OF SLOPE NETTING. ALL CORNERS AND OVERLAPS WITH THE OVERLYING SLOPE NETTING SHALL BE PINNED AT 1.0m C/C.

Rev	Date	Description of revision	Design'd	C'kd
A	MAY 2011	FIRST ISSUE	CAM	GJPT

Network Rail

Network Rail Infrastructure Ltd. Registered Office: Kings Place, 90 York Way, London, N1 9AG

	Name	Position	Signature	Date
Approved	P CLARK	Senior Prog. Eng. Manager Investment Projects Building & Civils	PC	MAY 2011

Master copy with original signatures held by Network Rail HQ CIVIL ENGINEERING STANDARD DESIGN

© COPYRIGHT NETWORK RAIL 2011

STANDARD ECOLOGICAL DETAIL

RABBIT NETTING: GENERAL

Scale	AS SHOWN @ A1	
Drawing Number	NR/CIV/SD/241	REV. P03

Full document details: NR NR-CIV-SD-241 ISSUE P3 2011
Documents Document Sharing Hub
Licensed Network Rail Provided by IHS under licence with Network Rail No reproduction or distribution without licence from IHS
Copyright Network Rail