Supplementary Information

The following information is associated with Network Rail Standard:
NR CIV/SD/242 Rev A

Additional Content Access

Click the link below to access CAD version of this drawing.

CAD Drawing

- CIV/SD/242

If you have any questions, or need assistance, please contact **IHS Support**

Information accessed via the links above is the property of the Copyright holder

IHS Additional Content Page

--`,,,,,,`,,,,,,`,,`,,,,,,,,`-`-`,,`,,`,`,,`---

Documents
Document Sharing Hub

Copyright Network Rail
Provided by IHS under license with Network Rail
No reproduction or networking permitted without license from IHS
Full document details: NR NR-CIV-SD-242 ISSUE A 2011

Licensee=Weston Williamson/5989497001, User=sam, albett
Not for Resale, 03/27/2016 20:52:14 MDT

Full document details: NR NR-CIV-SD-242 ISSUE A 2011

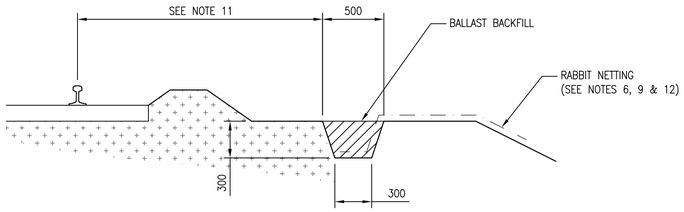

EMBEDMENT DETAIL 1

(NO S&T SERVICES AND ADEQUATE SHOULDER / NEW SHOULDER)
1:25

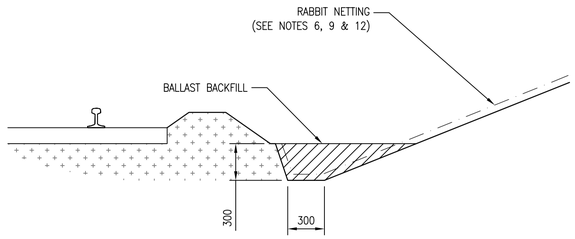

EMBEDMENT DETAIL 4

(NO S&T OR DRAINAGE PROVISION)
1:25

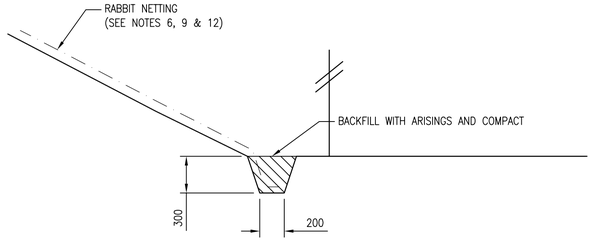

EMBEDMENT DETAIL 6

(EMBANKMENT TOE EMBEDMENT – RESTRICTED CLEARANCE)
1:25

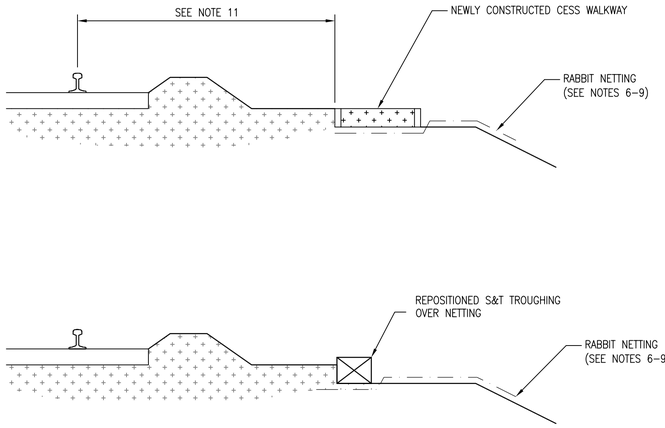

EMBEDMENT DETAIL 2

(NOT TO BE USED WITH BADGER MESHING)
(NETTING SECURED UNDER S&T THROUGH OR CESS PATH CONSTRUCTION)
1:25

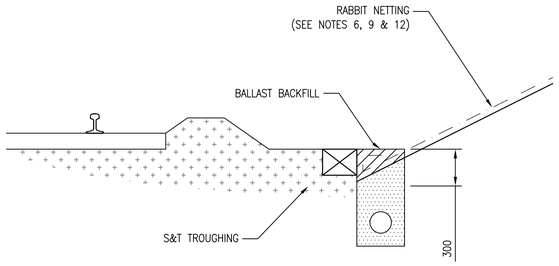

EMBEDMENT DETAIL 5

(WITH S&T OR DRAINAGE PROVISION)
1:25

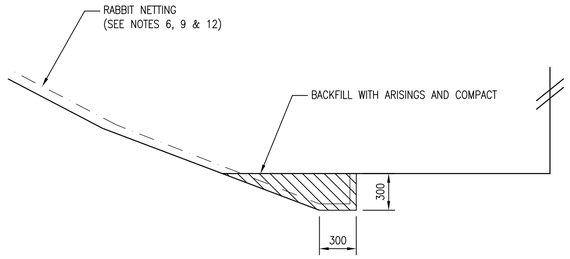

EMBEDMENT DETAIL 7

(EMBANKMENT TOE)
1:25

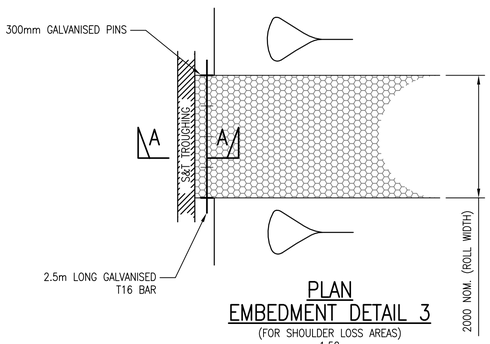

PLAN
EMBEDMENT DETAIL 3

(FOR SHOULDER LOSS AREAS)
1:50

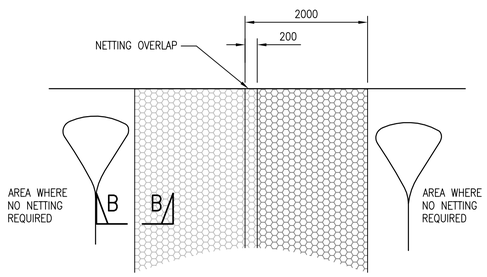

EMBEDMENT DETAIL 8

(EMBEDMENT ALONG NETTING EDGES)
1:50

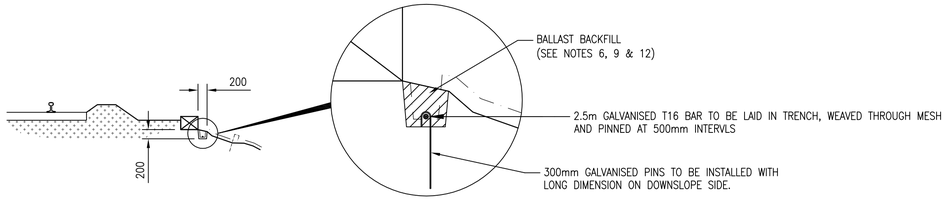

SECTION A–A

1:50

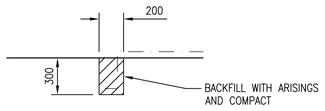

SECTION B–B

1:25

DRAWING No. NR/CIV/SD/242

NOTES

1. THIS DRAWING FORMS A STANDARD DETAIL FOR RABBIT NETTING AND SHOULD BE READ IN CONJUNCTION WITH THE GENERAL REQUIREMENTS OF DRAWINGS SD/240 & 241.
2. REFERENCE SHOULD ALSO BE MADE TO THE SCHEME SPECIFIC DRAWINGS AND SPECIFICATIONS FOR DETAILS OF THE WORKS TO BE UNDERTAKEN.
3. REMOVAL OF EXISTING TREES, SHRUBS, TOPSOIL AND SURFACE VEGETATION SHALL BE CARRIED OUT AT THE APPROPRIATE TIME OF YEAR TO PREVENT DISTURBANCE TO BREEDING BIRDS AND TO THE MINIMUM NECESSARY FOR IMPLEMENTING THE WORKS. ROOT BALLS TO REMAIN INSITU UNLESS OTHERWISE SPECIFIED.
4. THE EXISTING EMBANKMENT PROFILE IS TO BE LOCALLY COMPACTED WHERE BURROWS ARE EVIDENT ON THE SLOPE THAT ARE NOT TO BE GROUTED.
5. THE EXISTING EMBANKMENT SLOPE IS TO BE LOCALLY GRADED AFTER COMPACTION WORKS TO CREATE A SMOOTH EARTHWORK PROFILE. ANY VOIDS RESULTING FROM DE–VEGETATION OR COMPACTION SHALL BE INFILLED WITH GRANULAR MATERIAL.
6. RABBIT NETTING TO BE GALVANISED 31mm HEXAGONAL MESH, WITH A 1.2mm WIRE THICKNESS TO MEET THE REQUIREMENTS OF CIRIA PUBLICATION C645 'A GUIDE TO RABBIT MANAGEMENT'.
7. NETTING TO BE PINNED AT 1m C/C ALONG EDGES, AND BETWEEN 1m AND 2m C/C ELSEWHERE, USING 4mm DIAMETER, 300 LONG GALVANISED STEEL PINS. LONG DIMENSION ON DOWNSLOPE SIDE.
8. RABBIT NETTING IS TO BE LAID WITH A MINIMUM OVERLAP OF 200m. THE NETTING SHALL BE PINNED AT 1m INTERVALS ALONG EDGES, AND BETWEEN 1m AND 2m C/C ELSEWHERE, ON ALTERNATE SIDES OF THE JOIN AND LACED TOGETHER USING 1.2mm GALVANISED WIRE.
9. RABBIT NETTING SHALL BE LAID USING 2000mm WIDE LENGTHS.
10. CLASS 6G ROCK FILL IS TO BE PLACED AROUND EXISTING OBSTRUCTIONS, TREES/SHRUBS TO PREVENT BURROWING BENEATH THEM. THE 6G LAYER SHALL BE 150mm THICK AND OVERLAP THE RABBIT NETTING BY A MINIMUM OF 300mm.
11. THE DIMENSION FROM THE CESS RAIL TO NETTING SHALL BE SPECIFIED FOR EACH SITE BASED ON LINE SPEED, REFER TO NR/SP/OHS/069 ISSUE 2, AND SLOPE CONDITIONS.
12. TO MINIMISE THE RISK OF SLOPE FAILURE BAY LENGTH FOR OPEN EXCAVATION OF TOE AND CREST EMBEDMENT WORKS SHALL NOT EXCEED 5m IN LENGTH UNLESS OTHERWISE SPECIFIED.
13. TRENCHES SHALL HAVE A MINIMUM DEPTH & WIDTH OF 300x300mm UNLESS NOTED OTHERWISE. GREATER DEPTHS MAY BE SPECIFIED IF CONSIDERED NECESSARY.
14. THE EXCAVATION PROFILES SHOWN ARE INDICATIVE AND THE MINIMUM EMBEDMENT SHOWN ON THE CROSS SECTIONS IS TO BE ACHIEVED.

Rev	Date	Description of revision	Design'd	C'kd
A	MAY 2011	FIRST ISSUE	CAM	GJPT

Network Rail

Network Rail Infrastructure Ltd. Registered Office:
Kings Place, 90 York Way, London, N1 9AG

Approved	P CLARK	Senior Prog. Eng. Manager Investment Projects Building & Civils	PC	MAY 2011
	Name	Position	Signature	Date

Master copy with original signatures held by Network Rail HQ
CIVIL ENGINEERING STANDARD DESIGN

© COPYRIGHT NETWORK RAIL 2011

STANDARD ECOLOGICAL DETAIL

RABBIT NETTING: EMBEDMENT

Scale	AS SHOWN @ A1	
Drawing Number	NR/CIV/SD/242	REV. A

Documents
Document Sharing Hub
Licensee:Halcrow Willbros(20050812)(1), User:sam, 18Feb2011
Copyright Network Rail
Provided by IHS under licence with Network Rail
No reproduction or networking permitted without licence from IHS