Supplementary Information

The following information is associated with Network Rail Standard:
NR CIV/SD/2510 Rev A

Additional Content Access

Click the link below to access CAD version of this drawing.

CAD Drawing

- CIV/SD/2510

If you have any questions, or need assistance, please contact **IHS Support**

Information accessed via the links above is the property of the Copyright holder

IHS Additional Content Page

Documents
Document Sharing Hub

Copyright Network Rail
Provided by IHS under license with Network Rail
No reproduction or networking permitted without license from IHS
Full document details: NR NR-CIV-SD-2510 ISSUE A 2010

Licensee=Weston Williamson/5989497001, User=sam, albett
Not for Resale, 03/27/2016 21:15:09 MDT

Full document details: NR NR-CIV-SD-2510 ISSUE A 2010

DRAWING No. NR/CIV/SD/2510

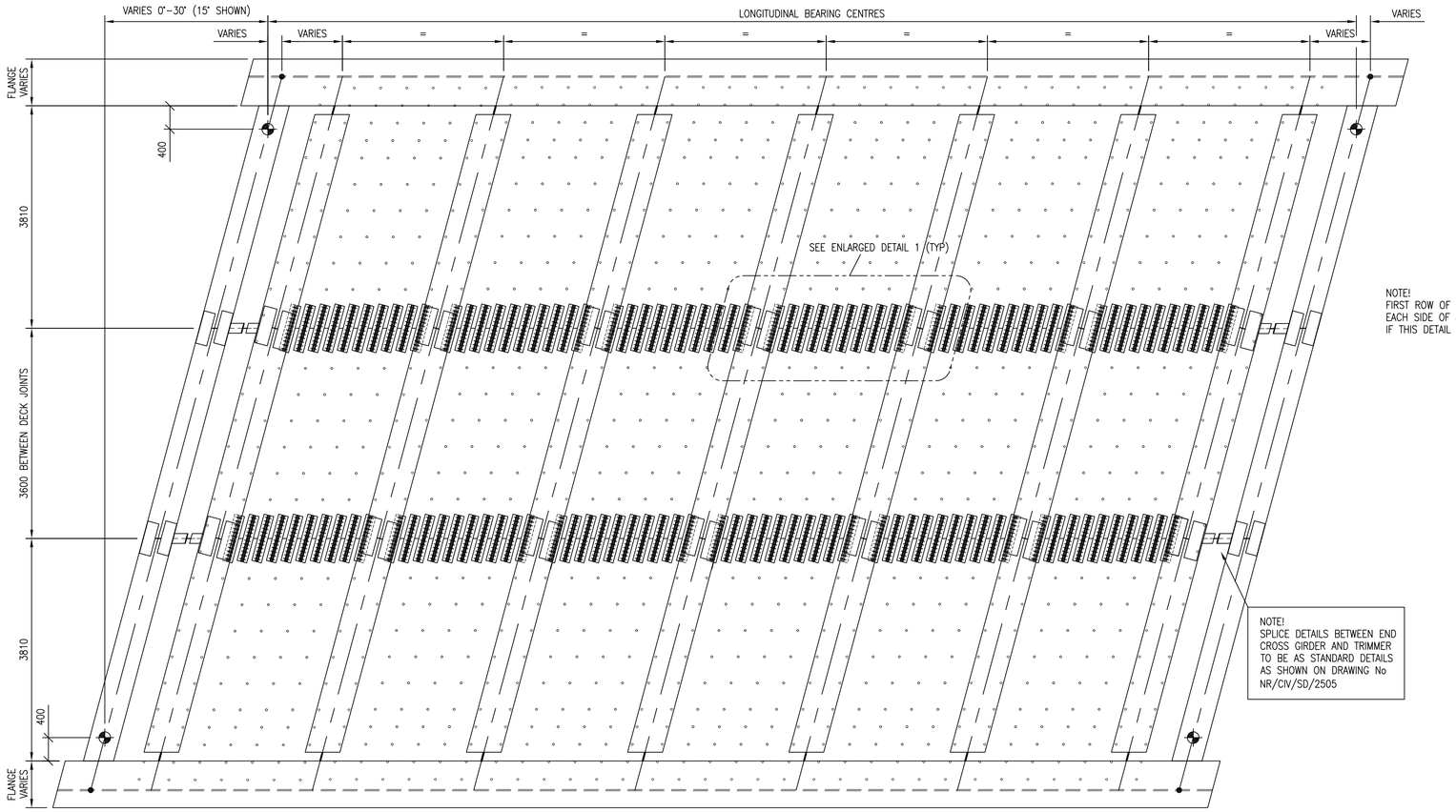

TYPICAL PLAN ON URBAN OPTION DECK SHOWING ALTERNATIVE DECK JOINT SPLICE PLATES (ALTERNATIVE SPLICE PROPOSALS TYPICAL FOR ALL OPTIONS)

1:50

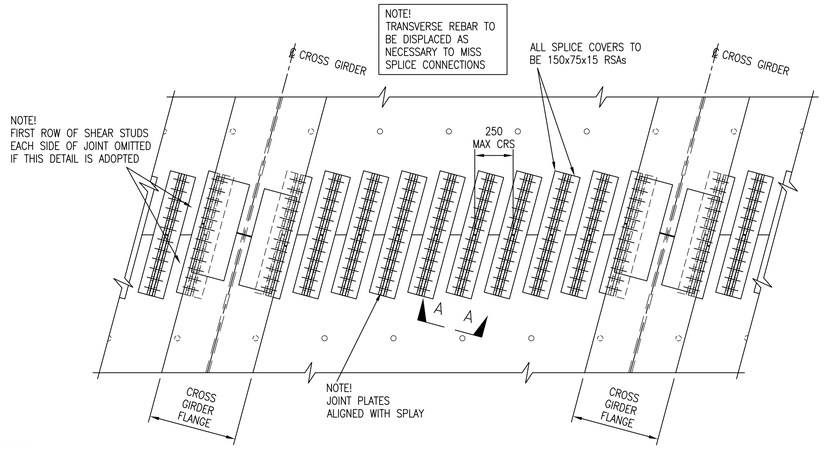

ENLARGED DETAIL 1 (TYP)

1:20

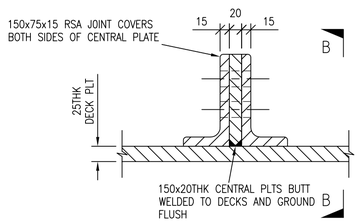

SECTION A–A

1:5

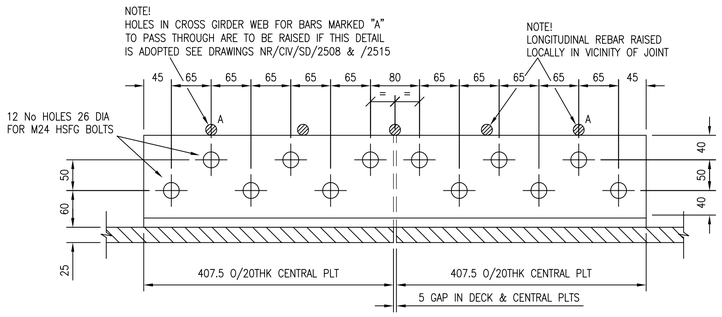

SECTION B–B

1:5

Rev	Date	Description of revision	Design'd	C'kd
A	Aug '10	1st Issue	SB	AM

Network Rail

Network Rail Infrastructure Ltd.
Registered Office:
Kings Place
90 York Way
London
N1 9AG

	Name	Position	Signature	Date
Approved	P Clark	Senior Prog. Eng. Manager Infrastructure Projects, Bulding & Civils	PC	Sept '10

Master copy with original signatures held by Network Rail HQ CIVIL ENGINEERING STANDARD DESIGN

© COPYRIGHT NETWORK RAIL 2010

OVERBRIDGE

ALTERNATIVE LONGITUDINAL DECK JOINT DETAIL

Scale	AS NOTED
Drawing Number	NR/CIV/SD/2510 A

1 THIS DRAWING TO BE READ IN CONJUNCTION WITH DRAWING No NR/CIV/SD/2505

Documents
Document Sharing Hub
Licensee:Mangan Williams(c)20081202, User:sam, sfleet
Date/Time Extracted: 2010-12-14 15:52:11
Copyright Network Rail
Provided by IHS under licence with Network Rail
No reproduction or networking permitted without licence from IHS