Supplementary Information

The following information is associated with Network Rail Standard:
NR CIV/SD/2512 Rev A

Additional Content Access

Click the link below to access CAD version of this drawing.

CAD Drawing

- CIV/SD/2512

If you have any questions, or need assistance, please contact **IHS Support**

Information accessed via the links above is the property of the Copyright holder

IHS Additional Content Page

--`,,,,,,`,,,,,,`,,`,,,,,,,,`-`-`,,`,,`,`,,`---

Documents
Document Sharing Hub

Copyright Network Rail
Provided by IHS under license with Network Rail
No reproduction or networking permitted without license from IHS
Full document details: NR NR-CIV-SD-2512 ISSUE A 2010

Licensee=Weston Williamson/5989497001, User=sam, albett
Not for Resale, 03/27/2016 21:15:23 MDT

Full document details: NR NR-CIV-SD-2512 ISSUE A 2010

DRAWING No. NR/CIV/SD/2512

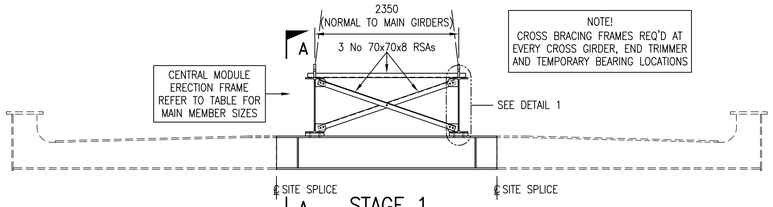

STAGE 1
1:50
NO SURFACING, CONCRETE OR SPLICES.

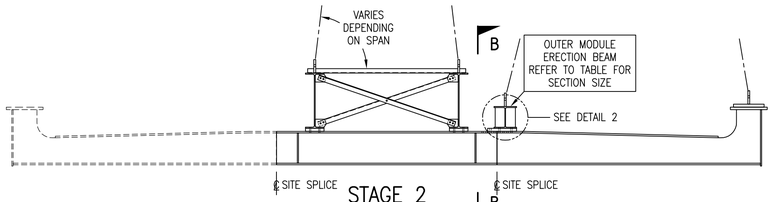

STAGE 2
1:50
NO SURFACING, CONCRETE OR SPLICES.

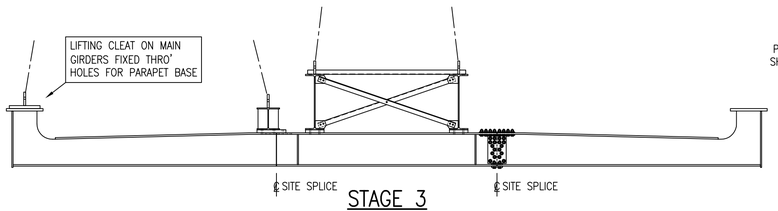

STAGE 3
1:50
NO SURFACING OR CONCRETE – R.H. SPLICE ONLY

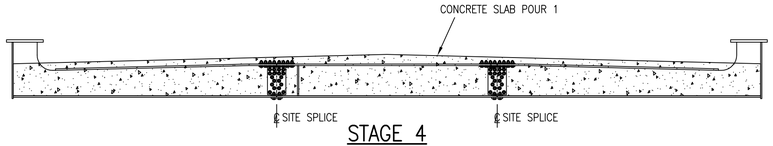

STAGE 4
1:50
NO SURFACING OR PARAPETS – BOTH SPLICES MADE

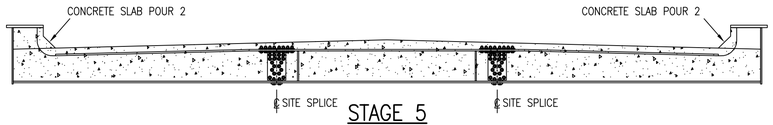

STAGE 5
1:50
NO SURFACING OR PARAPETS

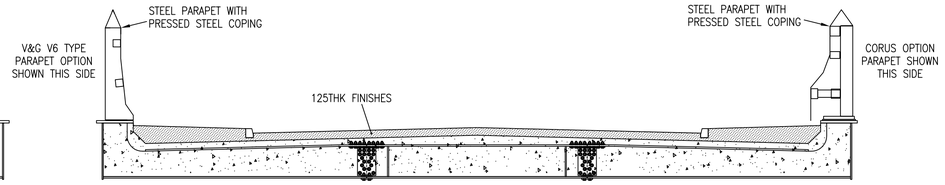

STAGE 6
1:50

STAGE 1.

LIFT AND INSTALL CENTRE PANEL USING TEMPORARY ERECTION FRAME. TEMPORARY FRAME REMAINS IN POSITION SPANNING BETWEEN TEMPORARY BEARINGS ON ABUTMENTS.

STAGE 2.

LIFT FIRST EDGE PANEL AND LOWER ONTO (TEMPORARY OR) PERMANENT BEARINGS. ERECTION BEAM/LANDING CLEAT ON TOP FLANGE OF OUTER PANEL CROSS GIRDER FLANGES USED TO BALANCE PANEL AND ALIGN SPLICE BOLT HOLES.

STAGE 3.

LIFT SECOND EDGE PANEL AS PREVIOUS.

STAGE 4.

RELEASE TEMPORARY ERECTION FRAME.
PLACE REINFORCEMENT.
CAST SLAB POUR 1.

STAGE 5.

CAST SLAB POUR 2. CONSIDER THE USE OF SELF COMPACTING/SELF LEVELLING MIX AND/OR HIGH STRENGTH GROUT PLACED FROM DECK ENDS AND VENTED VIA ENLARGED BOLT HOLES AT PARAPET POST POSITIONS.

STAGE 6.

WATERPROOFING.
SURFACING.
PARAPETS.

LONGITUDINAL CENTRES OF PERMANENT BRGS	CENTRE MODULE ERECTION FRAME MAIN GIRDERS	OUTER MODULE ERECTION BEAM
8.5m–14.0m	610x229x101 UB	254x254x73 UC
14.1m–20.0m	762x267x147 UB	305x305x97 UC
20.1m–25.4m	914x305x201 UB	356x368x129 UC

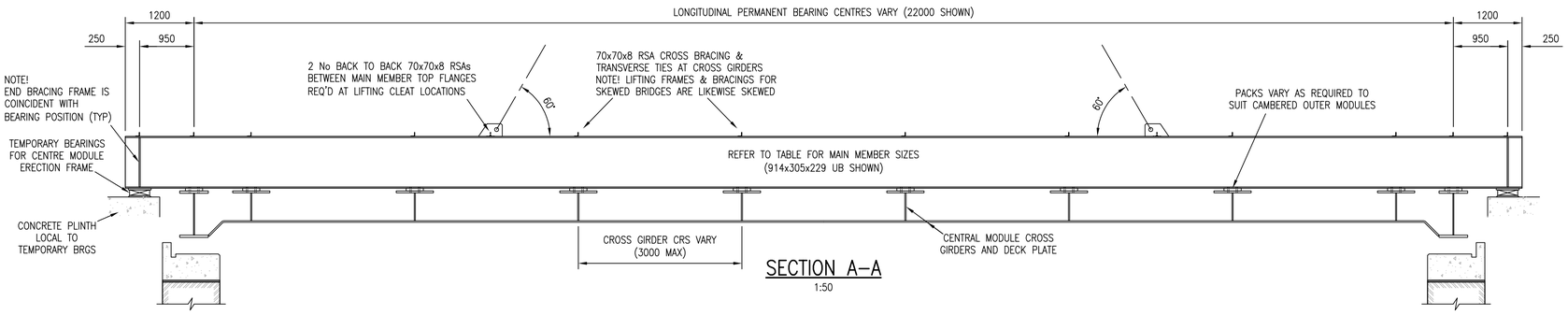

SECTION A–A
1:50

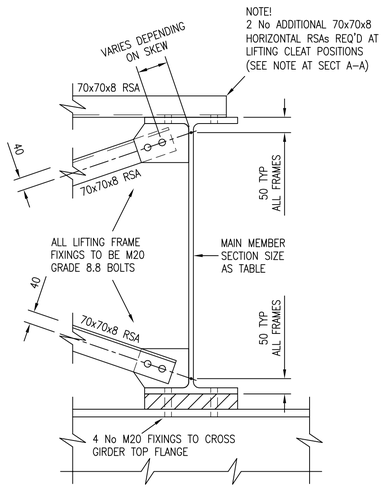

DETAIL 1
1:10

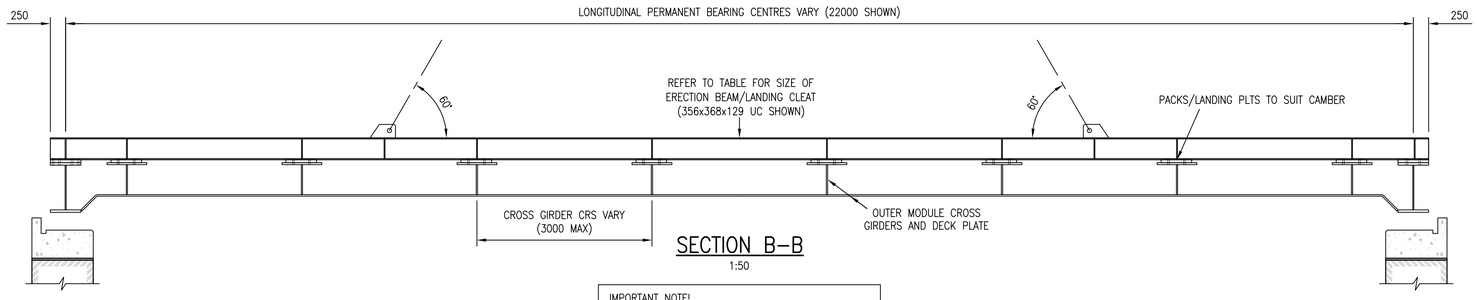

SECTION B–B
1:50

IMPORTANT NOTE!
DECK PANELS TO BE PRE–CAMBERED TRANSVERSELY AND LONGITUDINALLY TO SUIT DEAD LOAD DEFLECTIONS DURING WET CONCRETING FOR DETAILS OF PRECAMBER REFER TO DRAWING No NR/CIV/SD/2518

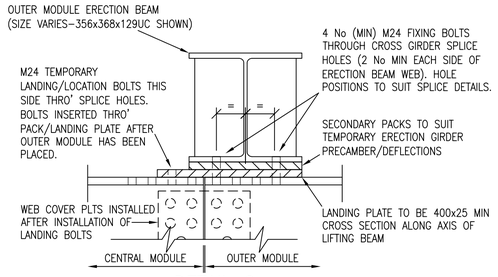

DETAIL 2
1:10

1 ALL ERECTION FRAME STEEL TO BS EN 1035 GRADE S275
2 ALL FIXINGS FOR CENTRAL MODULE ERECTION FRAME TO BE M20 GRADE 8.8 BOLTS
3 ALL FIXINGS FOR OUTER MODULE ERECTION BEAM TO BE M24 GRADE 8.8 BOLTS THROUGH CROSS GIRDER TOP FLANGE SPLICE HOLES
4 CONSTRUCTION LIVE LOADS TO BE STRICTLY LIMITED DURING ERECTION STAGES 1–3. NO MATERIAL STORAGE OR OTHER PLANT PERMITTED. LARGER UB SECTIONS TO BE SUBSTITUTED IF CONSTRUCTION LIVE LOADS ON CENTRE MODULE EXCEED 0.5 kN/m².
5 LARGE PRECAMBERS WILL BE REQUIRED TO ACCOMMODATE WET CONCRETE DEFLECTIONS. IT IS RECOMMENDED THAT ALL SUPERSTRUCTURE ELEMENTS ARE SUBJECT TO A FULL TRIAL ERECTION. ANCILLARY ITEMS SUCH AS PARAPETS SHOULD BE EXCLUDED AS FIXING POINTS ARE LIABLE TO DEFLECT DURING WET CONCRETING.
6 DURING THE TRIAL ERECTION ALL BOLTS SHOULD BE AT LEAST HAND TIGHTENED. ANY HR BOLTS THAT ARE FULLY TORQUED DURING THE TRIAL ERECTION MUST BE MARKED AND DISCARDED.
7 ANY ADDITIONAL TEMPORARY ATTACHMENTS SHALL BE SUBMITTED FOR APPROVAL PRIOR TO USE. PROPOSALS TO INCLUDE POSITION, TYPE, FORM & REMOVAL PROCEDURE INCLUDING POST REMOVAL FINISHING & N.D.T.

FOR FORM B APPROVAL

Rev	Date	Description of revision	Design'd	C'kd
A	Aug '10	1st Issue	SB	AM

Network Rail

Network Rail Infrastructure Ltd.
Registered Office:
Kings Place
90 York Way
London
N1 9AG

Approved	P Clark	Senior Prog. Eng. Manager Infrastructure Projects, Bulding & Civils	PC	Sept '10
	Name	Position	Signature	Date

Master copy with original signatures held by Network Rail HQ CIVIL ENGINEERING STANDARD DESIGN

© COPYRIGHT NETWORK RAIL 2010

OVERBRIDGE

ERECTION SCHEME LAYOUT FOR RURAL ALL PURPOSE AND URBAN OPTIONS

Scale	AS NOTED	
Drawing Number	NR/CIV/SD/2512	A

Documents Document Sharing Hub
Copyright Network Rail
Provided by IHS under license with Network Rail
No reproduction or networking permitted without license from IHS
Licensee=Mott MacDonald Group Limited, User=sam, allan
2010-08-06 08:00:00 GMT+0000