Supplementary Information

The following information is associated with Network Rail Standard:
NR CIV/SD/301 Rev C

Additional Content Access

Click the link below to access CAD version of this drawing.

CAD Drawing

- CIV/SD/301

If you have any questions, or need assistance, please contact **IHS Support**

Information accessed via the links above is the property of the Copyright holder

IHS Additional Content Page

Documents
Document Sharing Hub

Copyright Network Rail
Provided by IHS under license with Network Rail
No reproduction or networking permitted without license from IHS
Full document details: NR NR-CIV-SD-301 ISSUE C 2011

Licensee=Weston Williamson/5989497001, User=sam, albett
Not for Resale, 03/27/2016 20:53:19 MDT

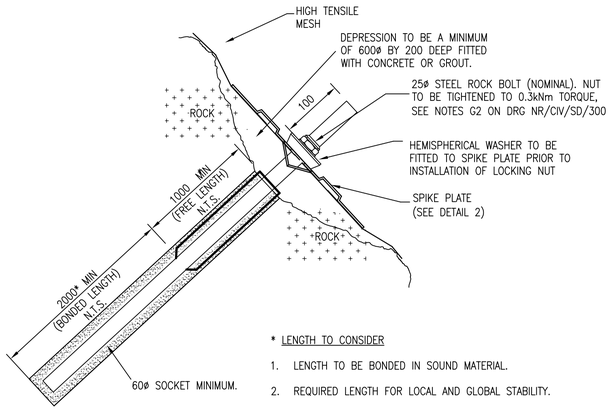

* LENGTH TO CONSIDER

1. LENGTH TO BE BONDED IN SOUND MATERIAL.
2. REQUIRED LENGTH FOR LOCAL AND GLOBAL STABILITY.

ROCK BOLT HIGH TENSILE MESH FIXING DETAIL
DETAIL 1
SCALE 1 : 5

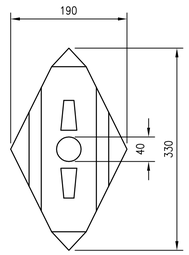

SPIKE PLATE
DETAIL 2
SCALE 1 : 5

REFER TO SPECIFICATION NOTE E3 ON DRG NR/CIV/SD/300

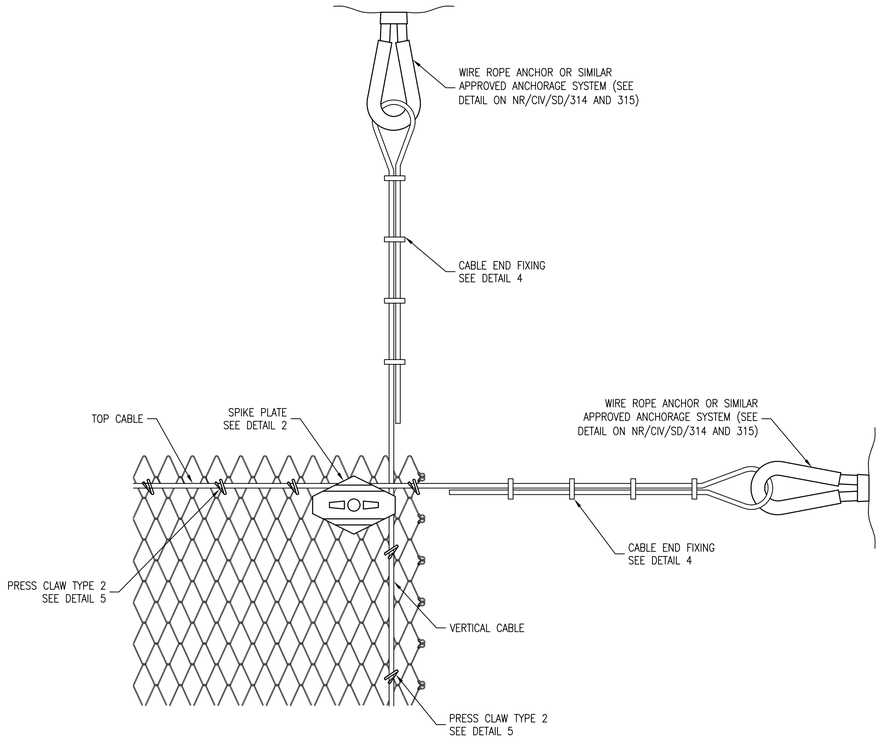

CORNER SPIKE PLATE AND FIXING CABLE END
DETAIL 3
SCALE 1:10

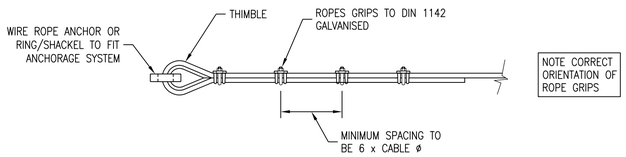

TYPICAL CABLE END FIXING
DETAIL 4
SCALE 1:10

NOTE: PRESS CLAWS TO BE MINIMUM 6mm DIAMETER AND GALVANISED.

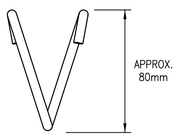

PRESS CLAW
TYPE 2
DETAIL 5
SCALE 1:2

CONNECTION ELEMENT TO FASTEN THE HIGH TENSILE MESH AT THE BOUNDARY ROPE. PLACED EVERY SECOND INDIVIDUAL MESH

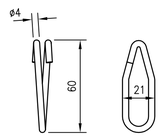

CONNECTION CLIP
TYPE T3
DETAIL 6
SCALE 1:2

T3 CLIPS TO STITCH MESH PANELS WITH NO/MULTIPLE DIAMOND OVERLAPS AND CONNECT TOP BOUNDARY CABLE TO THE MESH

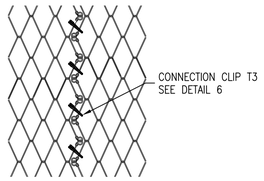

TYPICAL VERTICAL MESH CONNECTION
DETAIL 7
SCALE 1:10

MANY CONNECTION ARRANGEMENTS ARE POSSIBLE DEPENDING ON LAYOUT AND OVERLAP REQUIREMENTS. SEE MANUFACTURERS DETAILS

DRAWING No. NR/CIV/SD/301

NOTES

1. FOR ALL NOTES REFER TO DRAWING NR/CIV/SD/300.

Rev	Date	Description of revision	Design'd	C'kd
C	MAY 2011	THIRD ISSUE	GPR	SWMF
B	18.0.08	SECOND ISSUE	NGAY	NGAY
A	08.08.06	FIRST ISSUE	NGAY	NGAY

Network Rail

Network Rail Infrastructure Ltd. Registered Office: Kings Place, 90 York Way, London, N1 9AG

	Name	Position	Signature	Date
Approved	P CLARK	Senior Prog. Eng. Manager Investment Projects Building & Civils	PC	MAY 2011

Master copy with original signatures held by Network Rail HQ
CIVIL ENGINEERING STANDARD DESIGN

© COPYRIGHT NETWORK RAIL 2011

EARTHWORKS

HIGH TENSILE NETTING
TYPICAL DETAILS

Scale	AS SHOWN	
Drawing Number	NR/CIV/SD/301	REV. C

Full document details: NR NR-CIV-SD-301 ISSUE C 2011
Documents Document Sharing Hub
Licensee:Hellgate Wildcats(2005)(0001), User:sam. allen
Notes:Not to scale
Copyright Network Rail
Provided by IHS under license with Network Rail
No reproduction or networking permitted without license from IHS