Supplementary Information

The following information is associated with Network Rail Standard:
NR CIV/SD/3039 Rev P1

Additional Content Access

Click the link below to access CAD version of this drawing.

CAD Drawing

- CIV/SD/3039

If you have any questions, or need assistance, please contact **IHS Support**

Information accessed via the links above is the property of the Copyright holder

IHS Additional Content Page

Documents
Document Sharing Hub

Copyright Network Rail
Provided by IHS under license with Network Rail
No reproduction or networking permitted without license from IHS
Full document details: NR NR-CIV-SD-3039 ISSUE P1 2006

Licensee=Weston Williamson/5989497001, User=sam, albett
Not for Resale, 03/28/2016 00:39:08 MDT

Full document details: NR NR-CIV-SD-3039 ISSUE P12006

A3

0 100

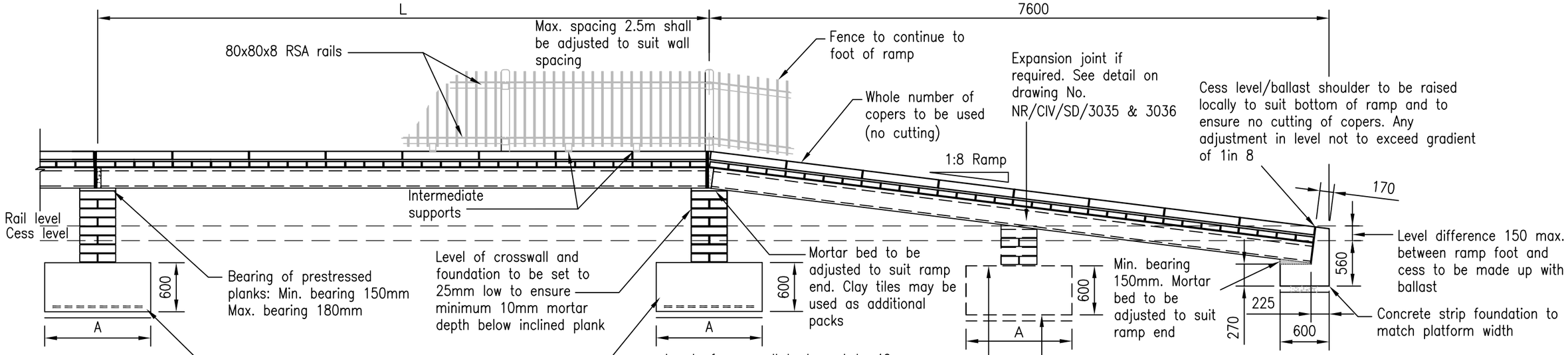

For plank depths 200mm or below, ramp to be formed with two equal spans with intermediate support as shown. Mortar bed to be adjusted to suit slope. Clay tiles may be used as additional packs.

ELEVATION ON PLATFORM RAMP

SCALE 1:50

Notes
1. This drawing is to be read in conjunction with drawing No. NR/CIV/SD/3035 & 3036 and drawings listed thereon.
2. The end detail for new or extended platforms shall not normally incorporate ramps (as previous practice). Ramps shall only be provided where a site specific justification is made, for example
   (a) to provide access for station staff/train crew
   (b) as an access point for people authorised to work on the line
   (c) as part of a station emergency evacuation route

Note: For A dimension see drawing no. NR/CIV/SD/3041

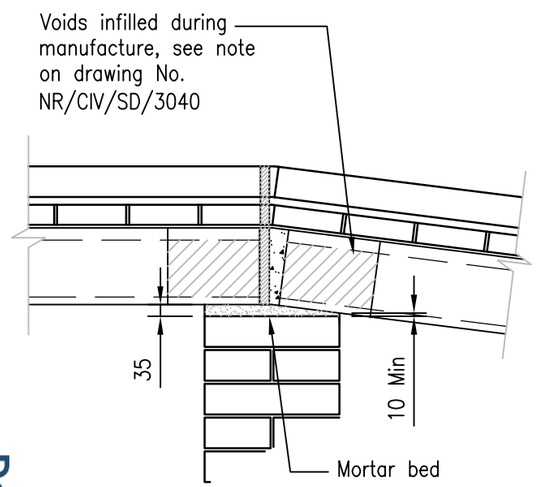

ELEVATION ON CROSSWALL AT TOP OF RAMP

SCALE 1:20

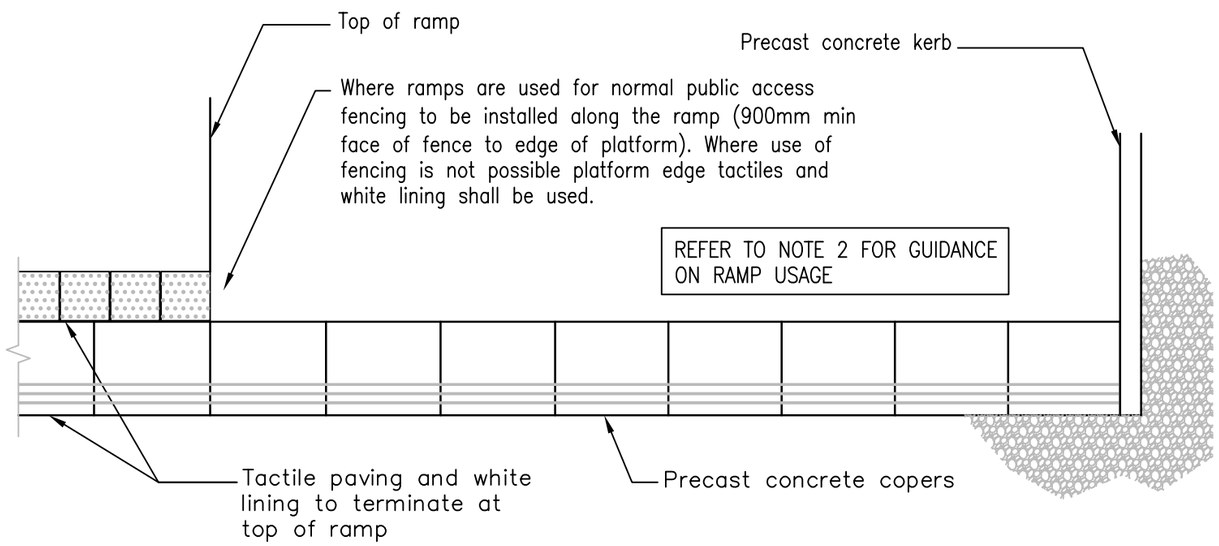

TYPICAL SECTION ON PLATFORM RAMP

SCALE 1:50

Rev	Date	Description of revision	Design'd	C'kd
P1				

Network Rail

40 Melton Street
London NW1 2EE

Tel: 020-7557-8000

Approved —		Prog.Eng. Manager Civils, MP & I		
Authorised —		Director of Civil Engineering		
	Name	Position	Signature	Date

Master copy with original signatures held by Network Rail HQ CIVIL ENGINEERING STANDARD DESIGN

© COPYRIGHT NETWORK RAIL 2006

Standard Platform Design

Type 2 Crosswall Platform
Sheet 5 of 14
Plan and Elevation on Platform Ramp

Scale	As Shown
Drawing Number	NR/CIV/SD/3039 P1

Licensee=Weston Williamson/5989497001, User=sam, albett
Not for Resale, 03/28/2016 00:39:08 MDT
Copyright Network Rail
Provided by IHS under license with Network Rail
No reproduction or networking permitted without license from IHS
Documents
Document Sharing Hub