Supplementary Information

The following information is associated with Network Rail Standard:
NR CIV/SD/3041 Rev P1

Additional Content Access

Click the link below to access CAD version of this drawing.

CAD Drawing

- CIV/SD/3041

If you have any questions, or need assistance, please contact **IHS Support**

Information accessed via the links above is the property of the Copyright holder

IHS Additional Content Page

Documents
Document Sharing Hub

Copyright Network Rail
Provided by IHS under license with Network Rail
No reproduction or networking permitted without license from IHS
Full document details: NR NR-CIV-SD-3041 ISSUE P1 2006

Licensee=Weston Williamson/5989497001, User=sam, albett
Not for Resale, 03/28/2016 00:38:43 MDT

Full document details: NR NR-CIV-SD-3041 ISSUE P1 2006

A3

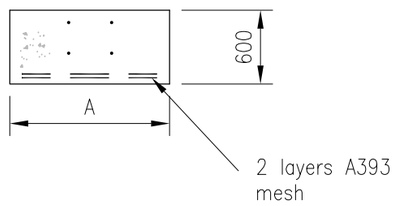

SECTION B–B
Scale 1:50

Span (m) between centres of crosswalls	BEARING PRESSURE		
	150 kN/m²	100 kN/m²	75 kN/m²
L	Width (A)	Width (A)	Width (A)
3.0 – 5.0	550	800	1100
5.01 – 6.5	700	1050	1500
6.51 – 7.5	900	1300	–

Notes

1. This drawing is to be read in conjunction with drawing No. NR/CIV/SD/3035 & 3036 and drawings listed thereon.
2. Contractor to provide suitable lifting attachments to suit his method of handling.
3. Nominal cover to be 40mm.
4. Concrete to be grade C35.

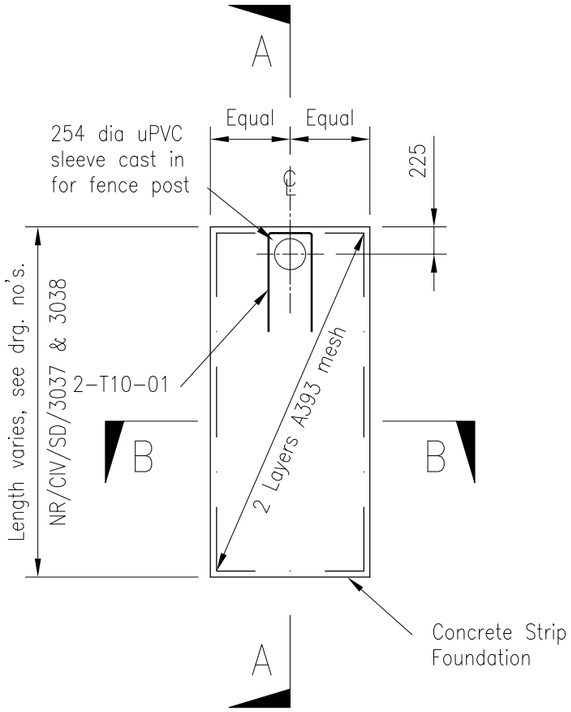

PLAN ON STRIP FOUNDATION
Scale 1:50

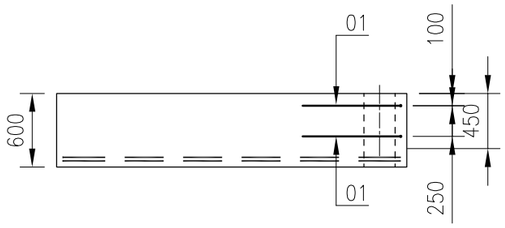

SECTION ON A–A
Scale 1:50

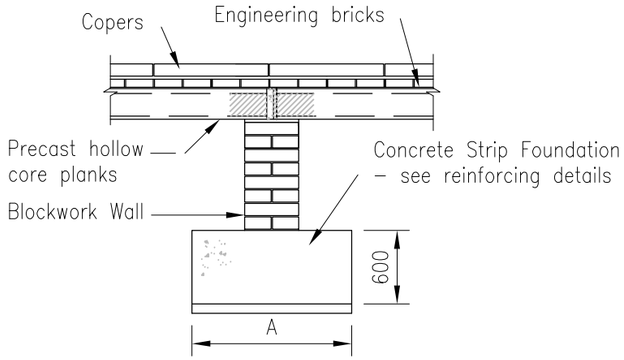

TYPICAL SECTION THROUGH CROSSWALL
Scale 1:50

BAR BENDING SCHEDULE

BAR SCHEDULE REF 3 0 4 1 0 1 P

Drawing No	Sheet No	Rev
NR/CIV/SD/3041	1 of 1	01

Prepared By	Prepared Date	Checked By
I.Krunchez	21/01/04	R.C.Parry

Revision
Made By/Date
Chd. By/Date

Project/Site: Standard Platform Designs

Member	Bar mark	Type and size	No. of mbrs#	No. of bars in each	Total no.	Length of each bar † mm	Shape code	A* mm	B* mm	C* mm	D* mm	E/R* mm	Rev letter
Foundation	01	T 10	1	2	2	1925	21	800	360	(800)			

This schedule complies with the requirements of BS8666. * Specified in multiples of 5mm † Specified in multiples of 25mm #No. of beams required dependent on extent of platform works

Rev	Date	Description of revision	Design'd	C'kd
P1				

Network Rail
40 Melton Street
London NW1 2EE
Tel: 020–7557–8000

Approved –		Prog.Eng. Manager Civils, MP & I		
Authorised –		Director of Civil Engineering		
	Name	Position	Signature	Date

Master copy with original signatures held by Network Rail HQ CIVIL ENGINEERING STANDARD DESIGN

© COPYRIGHT NETWORK RAIL 2006

Standard Platform Design

Type 2 Crosswall Platform
Sheet 7 of 14
Details For Crosswall Strip Foundation

Scale: As Shown

Drawing Number: NR/CIV/SD/3041 P1

Licensee=Weston Williamson/5989497001, User=sam, albett
Not for Resale, 03/28/2016 00:38:43 MDT
Copyright Network Rail
Provided by IHS under license with Network Rail
No reproduction or networking permitted without license from IHS
Documents
Document Sharing Hub