Supplementary Information

The following information is associated with Network Rail Standard:
NR CIV/SD/3044 Rev P1

Additional Content Access

Click the link below to access CAD version of this drawing.

CAD Drawing

- CIV/SD/3044

If you have any questions, or need assistance, please contact **IHS Support**

Information accessed via the links above is the property of the Copyright holder

IHS Additional Content Page

Documents
Document Sharing Hub

Copyright Network Rail
Provided by IHS under license with Network Rail
No reproduction or networking permitted without license from IHS
Full document details: NR NR-CIV-SD-3044 ISSUE P1 2006

Licensee=Weston Williamson/5989497001, User=sam, albett
Not for Resale, 03/28/2016 00:39:33 MDT

Full document details: NR NR-CIV-SD-3044 ISSUE P1 2006

A3

0 100

Drawn for 7500mm crosswall spacing. Number of panels to be adjusted to suit varying wall spacing and ground profile, max panel size to be 1300mm

A removable panel is required in between each pair of crosswalls. Precise location to suit specific site conditions, but located in the front elevation only if access via the rear of the platform is not achievable.

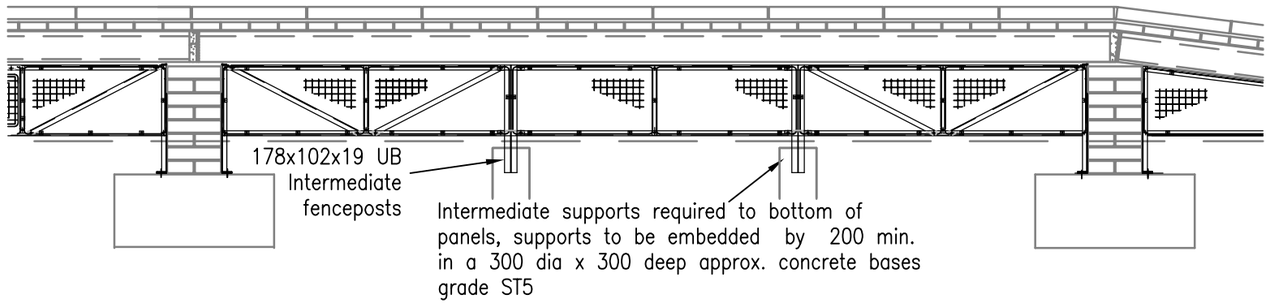

FRONT ELEVATION
Scale 1:50

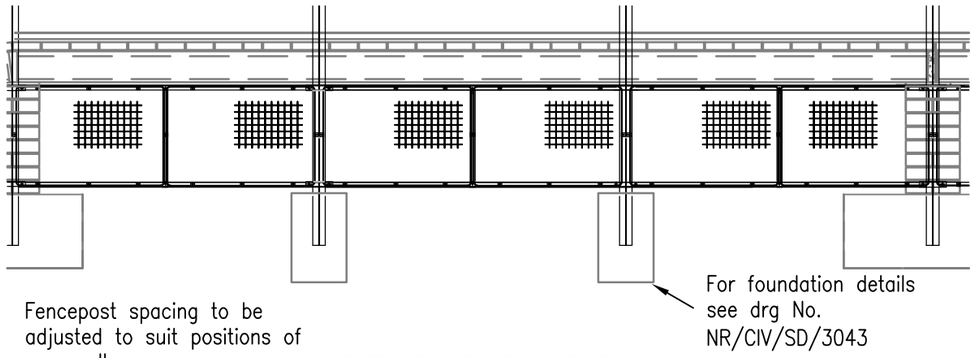

REAR ELEVATION
Scale 1:50

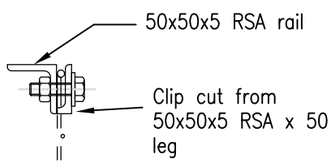

SECTION THROUGH TOP RAIL
(BOTTOM RAIL SIMILAR)

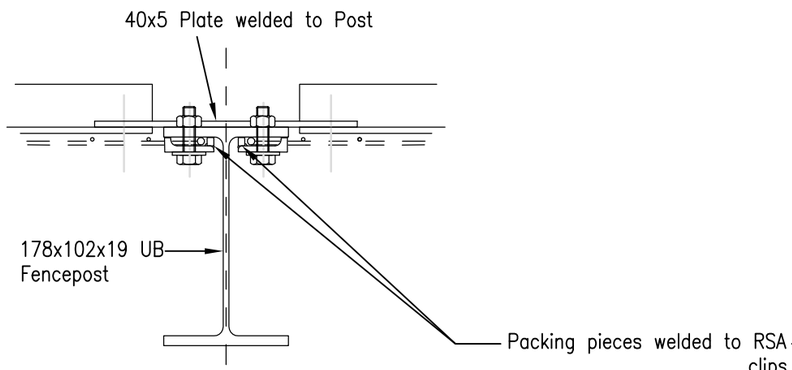

SECTION SHOWING MESH PANEL CONNECTION TO FENCE POST

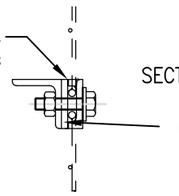

SECTION THROUGH INTERMEDIATE VERTICAL RAIL
(SIDE VERTICAL SIMILAR)

FIXING DETAILS
Scale 1:5

Notes

1. This drawing is to be read in conjunction with drawing No. NR/CIV/SD/3035 & 3036 and drawings listed thereon.

2. All angles, clips and associated metalwork to be galvanised in accordance with BS EN ISO 1461.

3. All drilling and welding to be carried out prior to galvanising.

Rev	Date	Description of revision	Design'd	C'kd
P1				

Network Rail

40 Melton Street
London NW1 2EE

Tel: 020-7557-8000

Approved —		Prog.Eng. Manager Civils, MP & I		
Authorised —		Director of Civil Engineering		
	Name	Position	Signature	Date

Master copy with original signatures held by Network Rail HQ
CIVIL ENGINEERING STANDARD DESIGN

© COPYRIGHT NETWORK RAIL 2006

Standard Platform Design

Type 2 Crosswall Platform
Details of Protective Mesh Panels to Front & Rear of Platform and Intermediate Fence Posts
Sheet 10 of 14

Scale	As Shown	
Drawing Number	NR/CIV/SD/3044	P1

Licensee=Weston Williamson/5989497001, User=sam. albett
Not for Resale, 03/28/2016 00:39:33 MDT

Copyright Network Rail
Provided by IHS under license with Network Rail
No reproduction or networking permitted without license from IHS

Documents
Document Sharing Hub