Supplementary Information

The following information is associated with Network Rail Standard:
NR CIV/SD/405 Rev F

Additional Content Access

Click the link below to access CAD version of this drawing.

CAD Drawing

- CIV/SD/405

If you have any questions, or need assistance, please contact **IHS Support**

Information accessed via the links above is the property of the Copyright holder

IHS Additional Content Page

Documents
Document Sharing Hub

Copyright Network Rail
Provided by IHS under license with Network Rail
No reproduction or networking permitted without license from IHS
Full document details: NR NR-CIV-SD-405 ISSUE F 2015

Licensee=Weston Williamson/5989497001, User=sam, albett
Not for Resale, 03/27/2016 18:57:10 MDT

DO NOT SCALE THIS DRAWING

DRAWING No. NR/CIV/SD/405

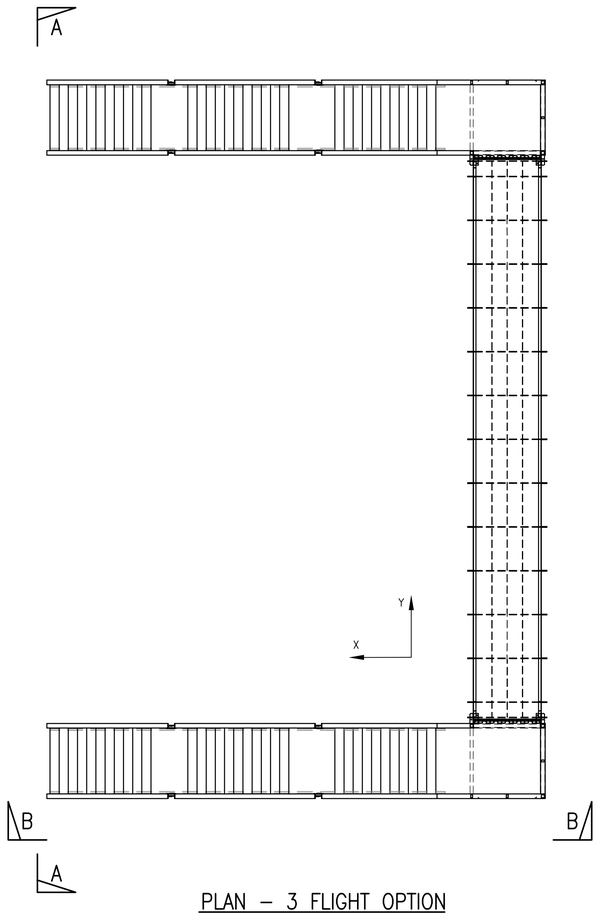

PLAN – 3 FLIGHT OPTION

SCALE 1:100

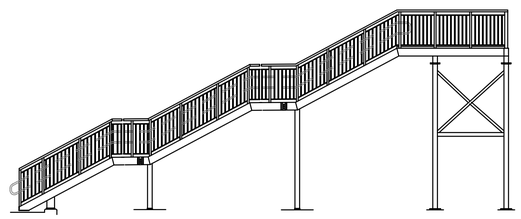

ELEVATION B–B

SCALE 1:100

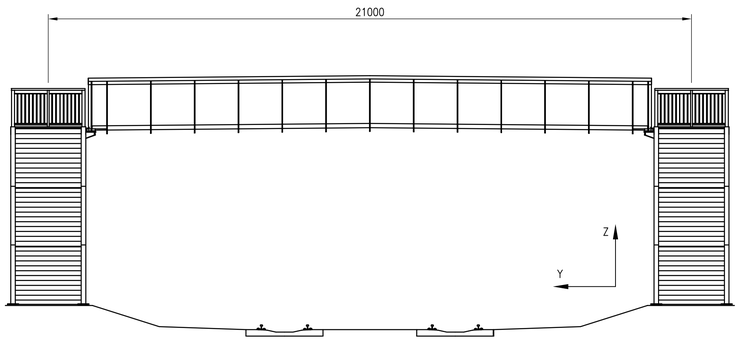

ELEVATION A–A

SCALE 1:100

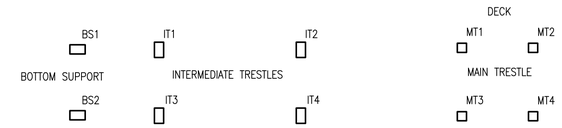

STAIRS SUPPORT LAYOUT PLAN

SLS DEAD LOAD					
LOCATION	FX (kN)	FY (kN)	FZ (kN)	MX (KNM)	MY (KNM)
MT1	0.9	0.1	67.6	0.0	0.0
MT2	1.0	0.1	54.4	0.0	0.0
MT3	0.9	0.1	25.5	0.0	0.0
MT4	1.0	0.1	12.7	0.0	0.0
IT1	0.3	-0.3	30.3	0.0	0.0
IT2	0.2	-0.3	36.6	0.0	0.0
IT3	0.4	0.2	30.0	0.0	0.0
IT4	0.2	-0.2	34.3	0.0	0.0
BS1	-2.8	-0.1	17.6	0.0	0.0
BS2	-2.3	0.4	17.4	0.0	0.0

SLS WIND LOAD (POSITIVE RH TO LH)					
LOCATION	FX (kN)	FY (kN)	FZ (kN)	MX (KNM)	MY (KNM)
MT1	-4.8	-1.5	22.4	0.0	0.0
MT2	-5.2	-3.2	-41.0	0.0	0.0
MT3	-3.5	-1.6	2.6	0.0	0.0
MT4	-3.8	-3.2	-33.0	0.0	0.0
IT1	-10.8	0.8	-13.7	0.0	0.0
IT2	-3.5	0.3	-3.2	0.0	0.0
IT3	-10.5	1.1	-11.6	0.0	0.0
IT4	-2.8	0.3	-2.9	0.0	0.0
BS1	-54.5	-3.0	35.8	0.0	0.0
BS2	-62.3	10.1	44.6	0.0	0.0

SLS WIND LOAD (NEGATIVE LH TO RH)					
LOCATION	FX (kN)	FY (kN)	FZ (kN)	MX (KNM)	MY (KNM)
MT1	4.8	1.5	-22.4	0.0	0.0
MT2	5.2	3.2	41.0	0.0	0.0
MT3	3.5	1.6	-2.6	0.0	0.0
MT4	3.8	3.2	33.0	0.0	0.0
IT1	10.8	-0.8	13.7	0.0	0.0
IT2	3.5	-0.3	3.2	0.0	0.0
IT3	10.5	-1.1	11.6	0.0	0.0
IT4	2.8	-0.3	2.9	0.0	0.0
BS1	54.5	3.0	-35.8	0.0	0.0
BS2	62.3	-10.1	-44.6	0.0	0.0

SLS SNOW LOAD					
LOCATION	FX (kN)	FY (kN)	FZ (kN)	MX (KNM)	MY (KNM)
MT1	0.0	0.0	20.4	0.0	0.0
MT2	0.0	0.1	20.4	0.0	0.0
MT3	0.0	0.0	-1.9	0.0	0.0
MT4	0.0	0.0	-1.7	0.0	0.0
IT1	0.0	0.0	0.1	0.0	0.0
IT2	0.0	-0.1	0.6	0.0	0.0
IT3	0.0	0.0	-0.1	0.0	0.0
IT4	0.0	-0.1	-0.6	0.0	0.0
BS1	-0.1	0.1	0.1	0.0	0.0
BS2	0.1	0.1	0.0	0.0	0.0

SLS LIVE LOAD					
LOCATION	FX (kN)	FY (kN)	FZ (kN)	MX (KNM)	MY (KNM)
MT1	1.0	0.1	82.6	0.0	0.0
MT2	1.0	0.2	68.9	0.0	0.0
MT3	1.0	0.1	14.3	0.0	0.0
MT4	1.0	0.1	1.2	0.0	0.0
IT1	0.3	-0.4	29.5	0.0	0.0
IT2	0.2	-0.3	33.7	0.0	0.0
IT3	0.4	0.1	28.9	0.0	0.0
IT4	0.3	-0.4	29.9	0.0	0.0
BS1	-3.0	-0.1	17.9	0.0	0.0
BS2	-2.2	0.5	17.6	0.0	0.0

SLS THERMAL EXPANSION LOAD FROM DECK					
LOCATION	FX (kN)	FY (kN)	FZ (kN)	MX (KNM)	MY (KNM)
MT1	0.4	4.1	-29.7	0.0	0.0
MT2	0.4	4.9	-27.9	0.0	0.0
MT3	-0.4	4.1	29.7	0.0	0.0
MT4	-0.4	4.9	27.9	0.0	0.0
IT1	0.9	2.0	-4.1	0.0	0.0
IT2	0.4	5.3	-23.8	0.0	0.0
IT3	-0.9	2.0	4.1	0.0	0.0
IT4	-0.4	5.3	23.8	0.0	0.0
BS1	7.2	-1.9	-3.4	0.0	0.0
BS2	-7.2	-1.9	3.4	0.0	0.0

SLS THERMAL EXPANSION LOAD FROM STAIRS					
LOCATION	FX (kN)	FY (kN)	FZ (kN)	MX (KNM)	MY (KNM)
MT1	5.8	-0.5	-45.1	0.0	0.0
MT2	6.9	-0.5	40.1	0.0	0.0
MT3	5.8	0.5	-45.1	0.0	0.0
MT4	6.9	0.5	40.1	0.0	0.0
IT1	0.2	-0.8	-3.9	0.0	0.0
IT2	0.8	-1.4	0.3	0.0	0.0
IT3	0.2	0.8	-3.9	0.0	0.0
IT4	0.8	1.4	0.3	0.0	0.0
BS1	-13.7	-25.3	8.7	0.0	0.0
BS2	-13.7	25.3	8.7	0.0	0.0

SLS THERMAL CONTRACTION LOAD FROM DECK					
LOCATION	FX (kN)	FY (kN)	FZ (kN)	MX (KNM)	MY (KNM)
MT1	-0.3	-3.3	23.8	0.0	0.0
MT2	-0.3	-3.9	22.4	0.0	0.0
MT3	0.3	-3.3	-23.8	0.0	0.0
MT4	0.3	-3.9	-22.4	0.0	0.0
IT1	-0.7	-1.6	3.3	0.0	0.0
IT2	-0.3	-4.3	19.1	0.0	0.0
IT3	0.7	-1.6	-3.3	0.0	0.0
IT4	0.3	-4.3	-19.1	0.0	0.0
BS1	-5.7	1.5	2.7	0.0	0.0
BS2	5.7	1.5	-2.7	0.0	0.0

SLS THERMAL CONTRACTION LOAD FROM STAIRS					
LOCATION	FX (kN)	FY (kN)	FZ (kN)	MX (KNM)	MY (KNM)
MT1	-4.8	0.4	37.3	0.0	0.0
MT2	-5.7	0.4	-33.1	0.0	0.0
MT3	-4.8	-0.4	37.3	0.0	0.0
MT4	-5.7	-0.4	-33.1	0.0	0.0
IT1	-0.2	0.6	3.2	0.0	0.0
IT2	-0.6	1.2	-0.2	0.0	0.0
IT3	-0.2	-0.6	3.2	0.0	0.0
IT4	-0.6	-1.2	-0.2	0.0	0.0
BS1	11.3	20.9	-7.2	0.0	0.0
BS2	11.3	-20.9	-7.2	0.0	0.0

SLS WIND LOAD (Y DIRECTION)					
LOCATION	FX (kN)	FY (kN)	FZ (kN)	MX (KNM)	MY (KNM)
MT1	-0.6	-10.8	67.9	0.0	0.0
MT2	-0.6	-12.1	63.5	0.0	0.0
MT3	0.6	-11.2	-68.1	0.0	0.0
MT4	0.6	-12.6	-63.3	0.0	0.0
IT1	-2.7	-16.0	31.2	0.0	0.0
IT2	-0.6	-21.1	91.1	0.0	0.0
IT3	2.7	-16.3	-31.2	0.0	0.0
IT4	0.6	-21.6	-91.1	0.0	0.0
BS1	-39.4	-20.4	33.8	0.0	0.0
BS2	39.4	-19.2	-33.8	0.0	0.0

NOTE:
FOUNDATION LOADS HAVE BEEN GENERATED FROM 3–FLIGHT 12 STAIR ARRANGEMENT WITH CANOPY TO MAIN SPAN AND SCREENS TO STEPS. THE FORCES CAN BE REDUCED IF CANOPY AND/OR SCREENS ARE OMITTED.

NOTES

1. ALL DIMENSIONS IN MILLIMETRES UNLESS NOTED OTHERWISE.
2. THIS DRAWING TO BE READ IN CONJUNCTION WITH ALL NR/CIV/SD/400 SERIES DRAWINGS.
3. FOR GENERAL NOTES REFER TO DRAWING NR/CIV/SD/400
4. REFER TO THE TUM FOR THE STRATEGY/GUIDANCE

Rev	Date	Description of revision	Design'd	C'kd
F	17.07.15	FINAL ISSUE	BC	SWMF
E	10.07.15	FINAL ISSUE	BC	SWMF
D	18.06.15	FINAL ISSUE	CF	SWMF

Network Rail

Network Rail Infrastructure Ltd. Registered Office: Kings Place, 90 York Way, London, N1 9AG

	Name	Position	Signature	Date
Approved	A. LUNDBERG	Investment Projects Building & Civils		

Master copy with original signatures held by Network Rail HQ
CIVIL ENGINEERING STANDARD DESIGN

© COPYRIGHT NETWORK RAIL 2011

NON–STATION FOOTBRIDGES STANDARD DRGS AND DETAILS

FOOTBRIDGE SUPERSTRUCTURE FOUNDATION LOAD TABLE 21m TRESTLE SUPPORT

Scale	AS SHOWN	
Drawing Number	NR/CIV/SD/405	REV. F

Full document details: NR NR-CIV-SD-405 ISSUE F 2015
AVA Documents Document Sharing Hub
Licensee:Weston Williamson/p0599/001. User:sam. allnet
Date/time:2015-07-20 09:41:00
Copyright Network Rail
Provided by IHS under licence with Network Rail
Reproduced by permission of Network Rail. Not to be re-sold without permission from IHS