The following information is associated with Network Rail Standard:
NR CIV/SD/413 Rev E

Additional Content Access

Click the link below to access CAD version of this drawing.

CAD Drawing

- CIV/SD/413

If you have any questions, or need assistance, please contact **IHS Support**

Information accessed via the links above is the property of the Copyright holder

IHS Additional Content Page

--`,,,,,,`,,,,,,`,,`,,,,,,,,`-`-`,,`,,`,`,,`---

Documents
Document Sharing Hub

Copyright Network Rail
Provided by IHS under license with Network Rail
No reproduction or networking permitted without license from IHS
Full document details: NR NR-CIV-SD-413 ISSUE E 2015

Licensee=Weston Williamson/5989497001, User=sam, albett
Not for Resale, 03/27/2016 19:00:08 MDT

Full document details: NR NR-CIV-SD-413 ISSUE E 2015

DO NOT SCALE THIS DRAWING

DRAWING No. NR/CIV/SD/413

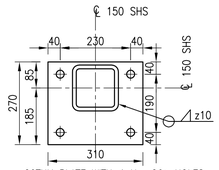

20THK PLATE WITH 4 No. 26ø HOLES FOR M20 HR 8.8 BOLTS WITH 65SQ WASHER PLATE TO UNDERSIDE

DETAIL 1

SCALE 1:10

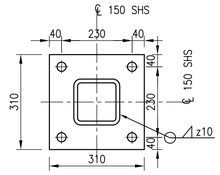

20THK PLATE WITH 4 No. 30ø HOLES FOR M24 GRADE 8.8 HOLDING DOWN BOLTS WITH 65SQ WASHER PLATES ABOVE BASEPLATE

DETAIL 2

SCALE 1:10

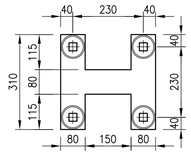

10THK PLATE WITH 4 No. 26SQ HOLES FOR M24 GRADE 8.8 SQUARE SHANK HOLDING DOWN BOLTS

ANCHOR PLATE

SCALE 1:10

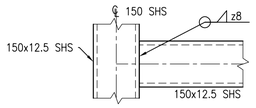

DETAIL 3

SCALE 1:10

1 No. WASHER PLATE REQUIRED FOR EACH H.D BOLT PLACED ABOVE BASEPLATE & 1 No. WASHER PLATE REQUIRED FOR EACH CAP PLATE BOLT PLACED BELOW CAP PLATE

DETAIL OF WASHER PLATE

SCALE 1:5

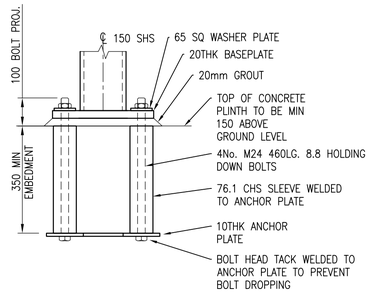

DETAIL OF HOLDING DOWN BOLTS

SCALE 1:10

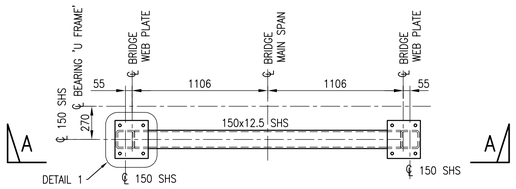

PLAN ON CILL BEAM SUPPORT

SCALE 1:25

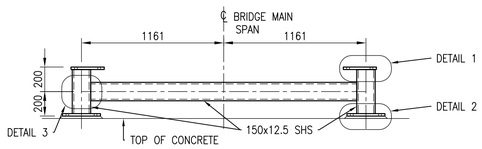

ELEVATION A–A ON CILL BEAM SUPPORT

SCALE 1:25

NOTES

1. ALL DIMENSIONS IN MILLIMETRES UNLESS NOTED OTHERWISE.
2. THIS DRAWING TO BE READ IN CONJUNCTION WITH ALL NR/CIV/SD/400 SERIES DRAWINGS.
3. FOR GENERAL NOTES REFER TO DRAWING NR/CIV/SD/400.

Rev	Date	Description of revision	Design'd	C'kd
E	10.07.15	FINAL ISSUE	BC	SWMF
D	18.06.15	FINAL ISSUE	BC	SWMF
C	25.07.14	THIRD ISSUE	BC	SWMF
B	02.07.14	SECOND ISSUE	CJF	SWMF
P4	24.10.13	FORM B APPROVAL	KKK	SWMF
P3	10.09.13	DRAFT	KKK	SWMF
P2	06.05.11	For Information	SzT	SWF
P1	09.02.11	FORM A APPROVAL	GPR	SWF
A	18.04.08	FIRST ISSUE	GPR	NGAY

Network Rail

Network Rail Infrastructure Ltd. Registered Office: Kings Place, 90 York Way, London, N1 9AG

	Name	Position	Signature	Date
Approved	A. LUNDBERG	Investment Projects Building & Civils		

Master copy with original signatures held by Network Rail HQ CIVIL ENGINEERING STANDARD DESIGN

© COPYRIGHT NETWORK RAIL 2011

NON–STATION FOOTBRIDGES STANDARD DRGS AND DETAILS

FOOTBRIDGE SUPERSTRUCTURE SUPPORTS CILL BEAMS

Scale	AS SHOWN	
Drawing Number	NR/CIV/SD/413	REV. E

Documents
Document Sharing Hub
Licensee:nilesh.vidwans@atkins.com. User:sam. ellett
Date/Time:Fri 17-Jun-2016 11:50 Number:PD0000
Copyright Network Rail
Provided by IHS under licence with Network Rail
No reproduction or networking permitted without licence from IHS