The following information is associated with Network Rail Standard:
NR CIV/SD/427 Rev E

Additional Content Access

Click the link below to access CAD version of this drawing.

CAD Drawing

- CIV/SD/427

If you have any questions, or need assistance, please contact **IHS Support**

Information accessed via the links above is the property of the Copyright holder

IHS Additional Content Page

--`,,,,,,`,,,,,,`,,`,,,,,,,,``-`-`,,`,,`,`,,`---

Documents
Document Sharing Hub

Copyright Network Rail
Provided by IHS under license with Network Rail
No reproduction or networking permitted without license from IHS
Full document details: NR NR-CIV-SD-427 ISSUE E 2015

Licensee=Weston Williamson/5989497001, User=sam, albett
Not for Resale, 03/27/2016 18:59:07 MDT

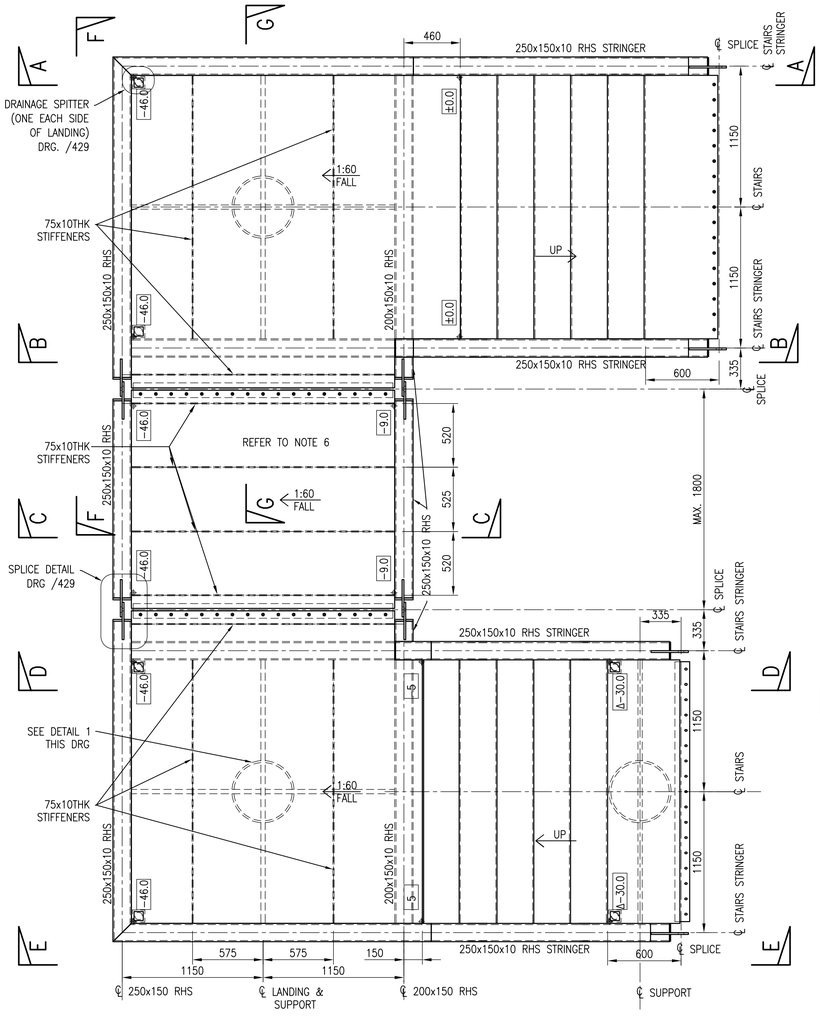

PLAN ON 180° TURN LANDING (CHS SUPPORT)
SCALE 1:25

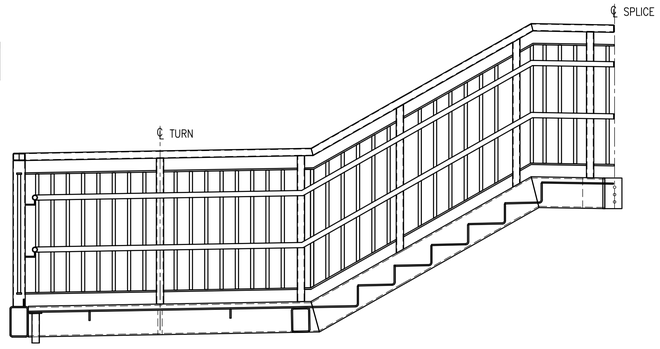

SECTION A–A
(KICKER OMITTED FOR CLARITY)
SCALE 1:25

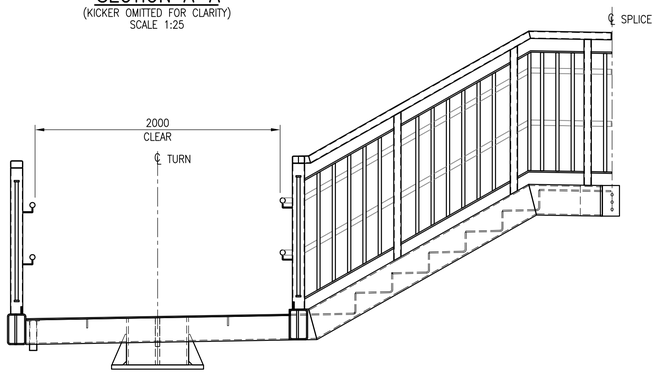

ELEVATION B–B
(KICKER OMITTED FOR CLARITY)
SCALE 1:25

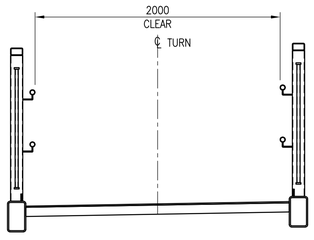

SECTION C–C
SCALE 1:25

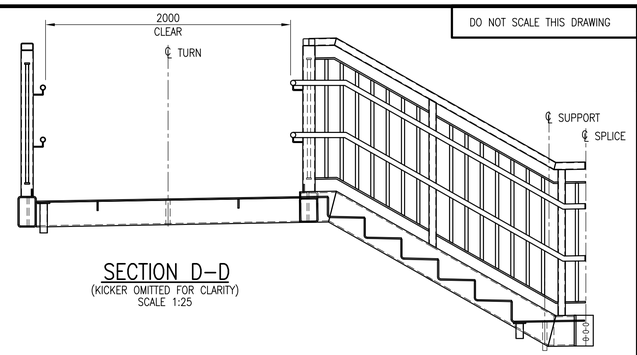

SECTION D–D
(KICKER OMITTED FOR CLARITY)
SCALE 1:25

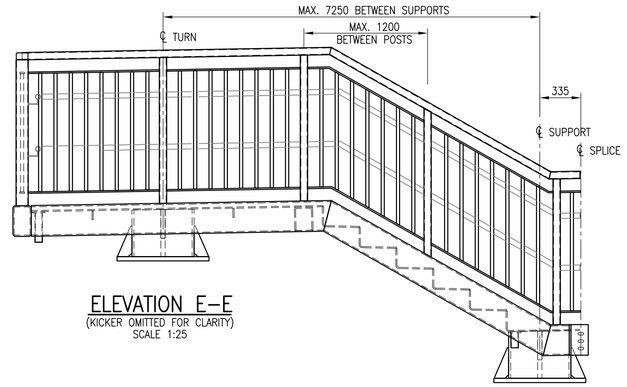

ELEVATION E–E
(KICKER OMITTED FOR CLARITY)
SCALE 1:25

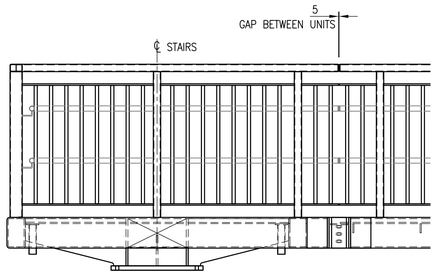

ELEVATION F–F
(KICKER OMITTED FOR CLARITY)
SCALE 1:25

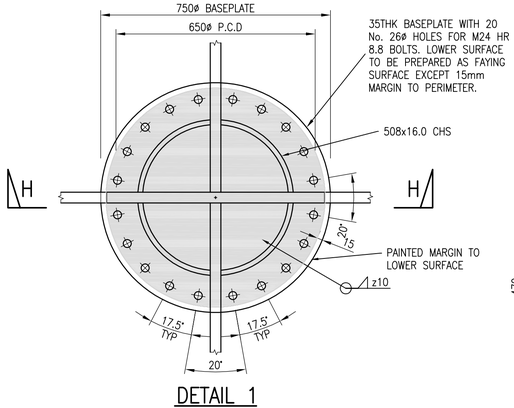

DETAIL 1
SCALE 1:10

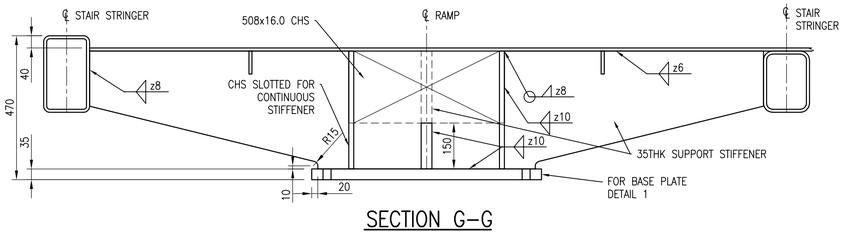

SECTION G–G
SECTION THROUGH SUPPORT STIFFENER
SCALE 1:10

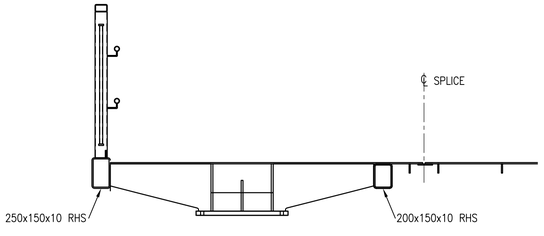

SECTION G–G
SCALE 1:25

DO NOT SCALE THIS DRAWING

DRAWING No. NR/CIV/SD/427

NOTES

1. ALL DIMENSIONS IN MILLIMETRES UNLESS NOTED OTHERWISE.
2. THIS DRAWING TO BE READ IN CONJUNCTION WITH ALL NR/CIV/SD/400 SERIES DRAWINGS.
3. FOR GENERAL NOTES REFER TO DRAWING NR/CIV/SD/400.
4. FOR STAIRCASES AND LANDINGS THE MAXIMUM DISTANCE BETWEEN SUPPORTS IS 7250 FOR STRUCTURAL REASONS.
5. THE MAXIMUM NUMBER OF RISERS IN ANY FLIGHT IS 12.
6. LINK LANDING SECTION TO BE INSTALLED AFTER OTHER SUPPORTED STAIR FLIGHTS ARE IN PLACE.

STAIRS	MINIMUM	MAXIMUM
NUMBER OF RISERS	03	12
HEIGHT OF RISERS	150	170
TOTAL RISE PER FLIGHT	450	2040

Rev	Date	Description of revision	Design'd	C'kd
E	10.07.15	FINAL ISSUE	BC	SWMF
D	18.06.15	FINAL ISSUE	BC	SWMF
C	25.07.14	THIRD ISSUE	BC	SWMF
B	02.07.14	SECOND ISSUE	CJF	SWMF
P4	24.10.13	FORM B APPROVAL	KKK	SWMF
P3	10.09.13	DRAFT	KKK	SWMF
P2	06.05.11	For Information	SzT	SWF
P1	09.02.11	FORM A APPROVAL	GPR	SWF
A	18.04.08	FIRST ISSUE	GPR	NGAY

Network Rail

Network Rail Infrastructure Ltd. Registered Office: Kings Place, 90 York Way, London, N1 9AG

Approved	A. LUNDBERG	Investment Projects Building & Civils		
	Name	Position	Signature	Date

Master copy with original signatures held by Network Rail HQ CIVIL ENGINEERING STANDARD DESIGN

© COPYRIGHT NETWORK RAIL 2011

NON–STATION FOOTBRIDGES STANDARD DRGS AND DETAILS

FOOTBRIDGE SUPERSTRUCTURE STAIRCASE 180 DEGREE TURN CHS SUPPORT GENERAL ARRANGEMENT

Scale	AS SHOWN	
Drawing Number	NR/CIV/SD/427	REV. E

Full document details: NR NR-CIV-SD-427 ISSUE E 2015
Documents Document Sharing Hub
Licensee=Atkins Wilbourn/5959100, User=sam, allnet
2015-06-22 09:00:00, Uncontrolled Copy
Copyright Network Rail
Provided by IHS under licence with Network Rail
No reproduction or distribution permitted without licence from IHS