Supplementary Information

The following information is associated with Network Rail Standard:
NR CIV/SD/424 Rev E

Additional Content Access

Click the link below to access CAD version of this drawing.

CAD Drawing

- CIV/SD/434

If you have any questions, or need assistance, please contact **IHS Support**

Information accessed via the links above is the property of the Copyright holder

IHS Additional Content Page

Documents
Document Sharing Hub

Copyright Network Rail
Provided by IHS under license with Network Rail
No reproduction or networking permitted without license from IHS
Full document details: NR NR-CIV-SD-434 ISSUE E 2015

Licensee=Weston Williamson/5989497001, User=sam, albett
Not for Resale, 03/27/2016 18:59:26 MDT

Full document details: NR NR-CIV-SD-434 ISSUE E 2015

DO NOT SCALE THIS DRAWING

DRAWING No. NR/CIV/SD/434

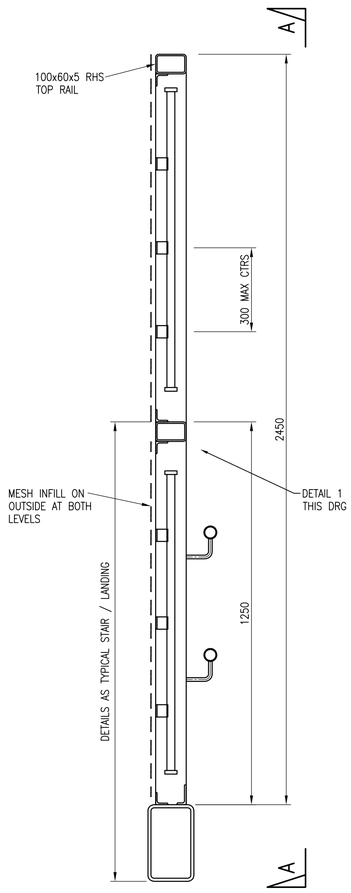

TYPICAL SECTION THROUGH
ADDITIONAL SCREENING
(LOCATIONS DETERMINED BY DESIGNER)
SCALE 1:10

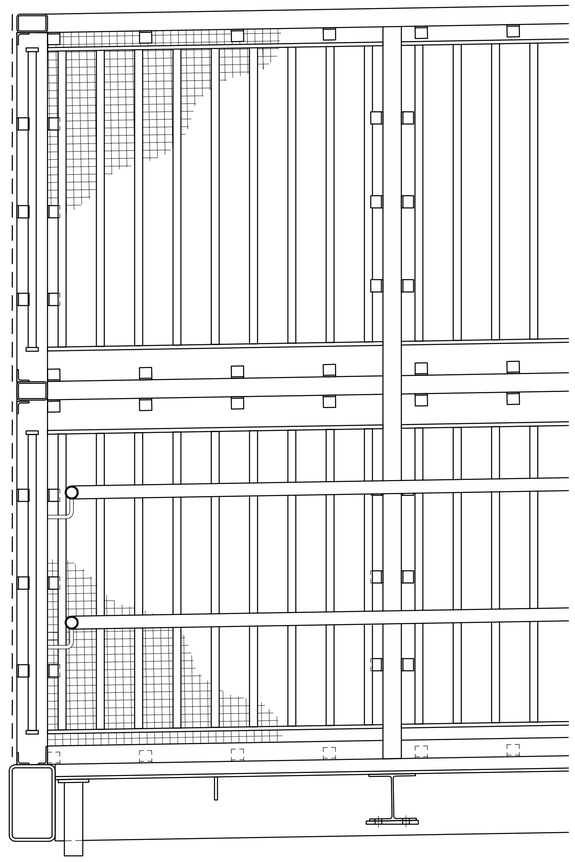

ELEVATION A–A
SCALE 1:10

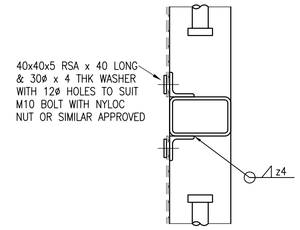

DETAIL 1
SCALE 1:5

NOTES

1. ALL DIMENSIONS IN MILLIMETRES UNLESS NOTED OTHERWISE.
2. THIS DRAWING TO BE READ IN CONJUNCTION WITH ALL NR/CIV/SD/400 SERIES DRAWINGS.
3. FOR GENERAL NOTES REFER TO DRAWING NR/CIV/SD/400.
4. MESH SIZE TO BE COMPLIANT WITH BS EN 50122 WITH A MAXIMUM 1200mm² MESH OPENING SIZE, eg 25x25x3 MESH
5. THIS SOLUTION SHOWS MESH SCREENAGE. PROXIMITY TO OLE MAY DICTATE NEED FOR SCREENAGE IN COMPLIANCE WITH BS EN 50122–1. PROXIMITY TO EXISTING BUILDING MAY DICTATE NEED FOR VISIBILITY SCREENAGE TO BESPOKE DESIGN. IN ALL CASES SITE SPECIFIC RISK ASSESSMENT SHALL BE CARRIED OUT WITH STAKEHOLDER AGREEMENT PRIOR TO F001. IN ALL CASES 2450mm HEIGHT SHOWN MAY NEED TO BE ADJUSTED TO SUIT.
6. SEE TUM 4.4.2 FOR GUIDANCE ON OLE PROTECTION.

Rev	Date	Description of revision	Design'd	C'kd
E	10.07.15	FINAL ISSUE	BC	SWMF
D	18.06.15	FINAL ISSUE	BC	SWMF
C	25.07.14	THIRD ISSUE	BC	SWMF
B	02.07.14	SECOND ISSUE	CJF	SWMF
P4	24.10.13	FORM B APPROVAL	KKK	SWMF
P3	10.09.13	DRAFT	KKK	SWMF
P2	06.05.11	For Information	SzT	SWF
P1	09.02.11	FORM A APPROVAL	GPR	SWF
A	18.04.08	FIRST ISSUE	GPR	NGAY

Network Rail

Network Rail Infrastructure Ltd. Registered Office:
Kings Place, 90 York Way, London, N1 9AG

	Name	Position	Signature	Date
Approved	A. LUNDBERG	Investment Projects Building & Civils		

Master copy with original signatures held by Network Rail HQ
CIVIL ENGINEERING STANDARD DESIGN

© COPYRIGHT NETWORK RAIL 2011

NON–STATION FOOTBRIDGES STANDARD DRGS AND DETAILS

FOOTBRIDGE SUPERSTRUCTURE STAIRS & RAMPS FURNITURE DETAILS

Scale	AS SHOWN	
Drawing Number	NR/CIV/SD/434	REV. E

Documents
Document Sharing Hub
Licensee:nilesh.vithoosingh@99999.001, User:sam.allen
Date/Time:Wed Jun 01 09:44:00 2016
Copyright Network Rail
Provided by IHS under licence with Network Rail
No reproduction or networking permitted without licence from IHS