Supplementary Information

The following information is associated with Network Rail Standard:
NR CIV/SD/441 Rev E

Additional Content Access

Click the link below to access CAD version of this drawing.

CAD Drawing

- CIV/SD/441

If you have any questions, or need assistance, please contact **IHS Support**

Information accessed via the links above is the property of the Copyright holder

IHS Additional Content Page

Documents
Document Sharing Hub

Copyright Network Rail
Provided by IHS under license with Network Rail
No reproduction or networking permitted without license from IHS
Full document details: NR NR-CIV-SD-441 ISSUE E 2015

Licensee=Weston Williamson/5989497001, User=sam, albett
Not for Resale, 03/27/2016 18:58:37 MDT

DO NOT SCALE THIS DRAWING

DRAWING No. NR/CIV/SD/441

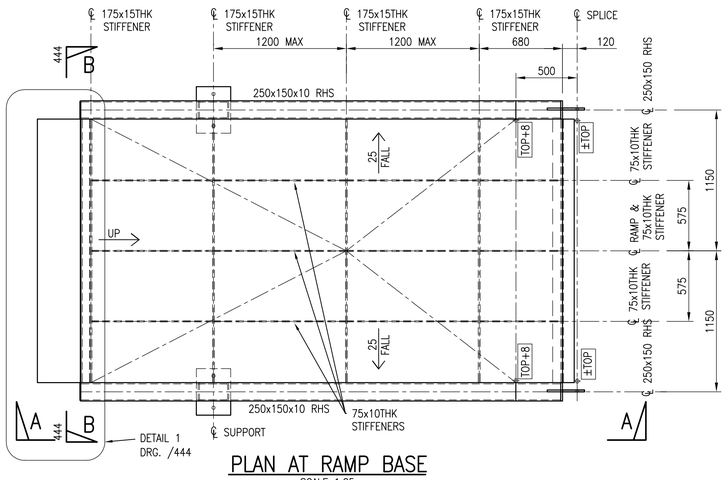

PLAN AT RAMP BASE
SCALE 1:25

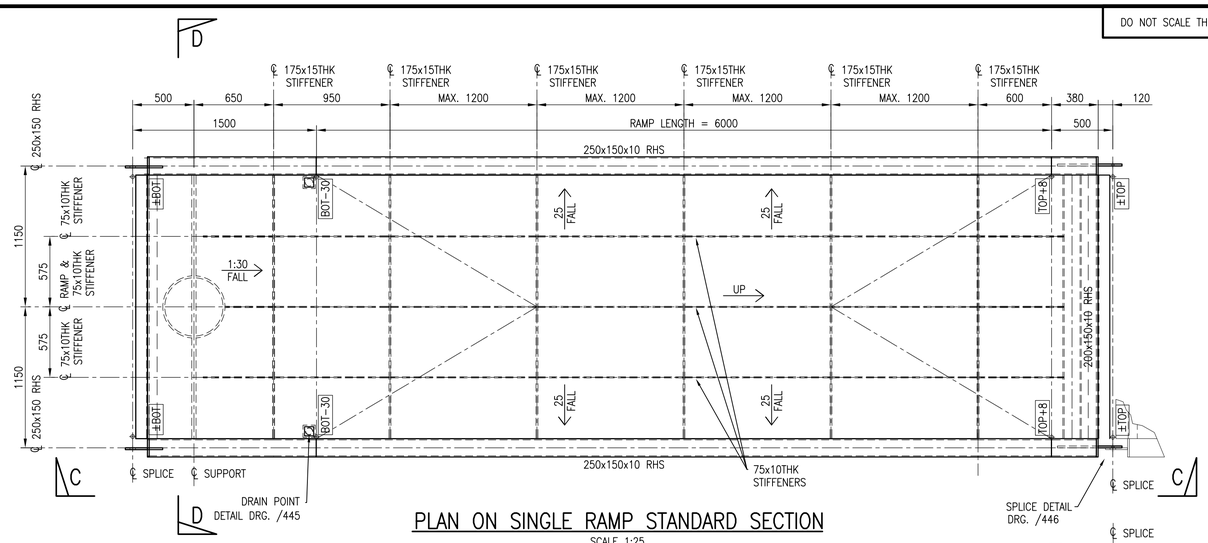

PLAN ON SINGLE RAMP STANDARD SECTION
SCALE 1:25

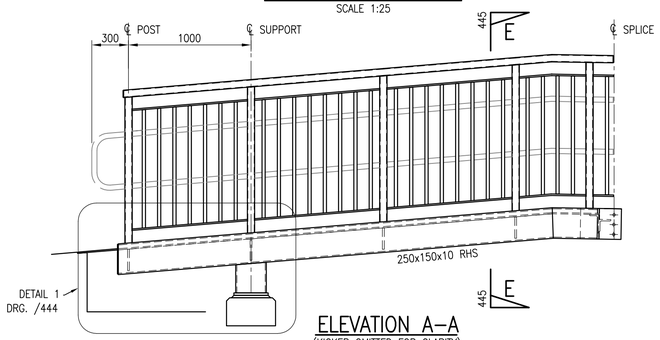

ELEVATION A–A
(KICKER OMITTED FOR CLARITY)
SCALE 1:25

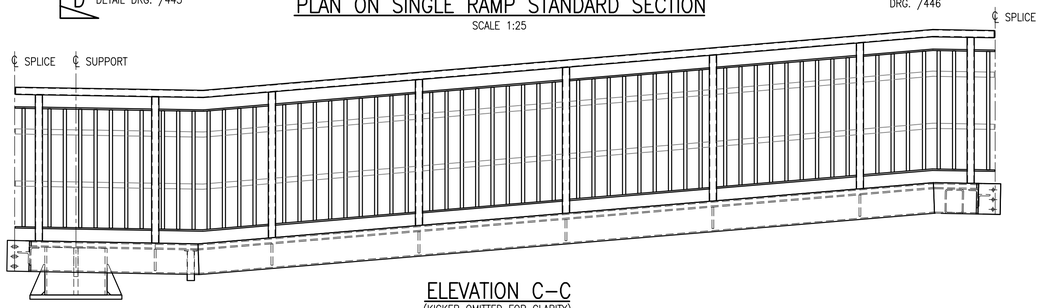

ELEVATION C–C
(KICKER OMITTED FOR CLARITY)
SCALE 1:25

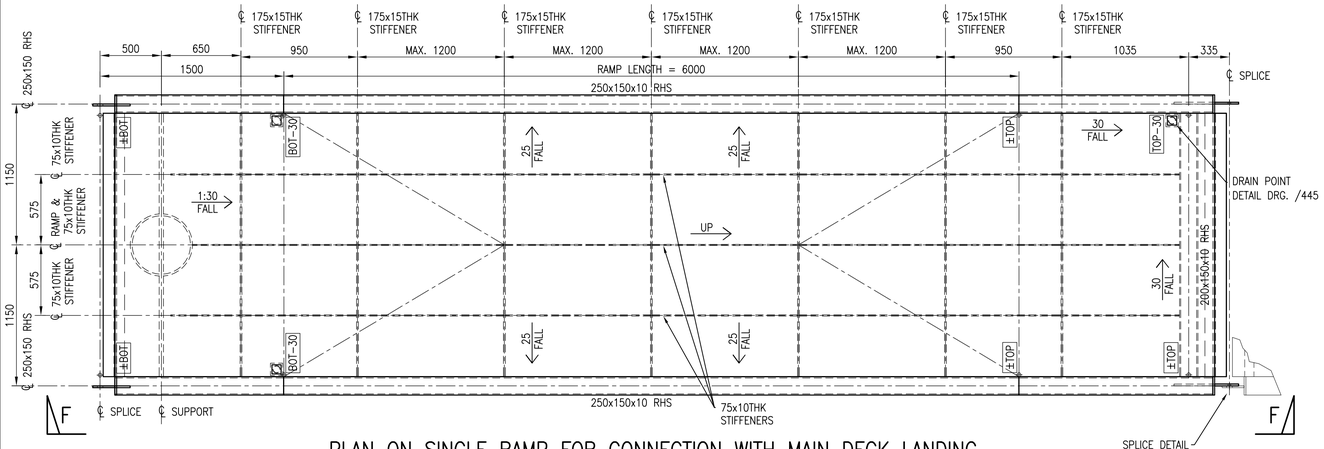

PLAN ON SINGLE RAMP FOR CONNECTION WITH MAIN DECK LANDING
SCALE 1:25

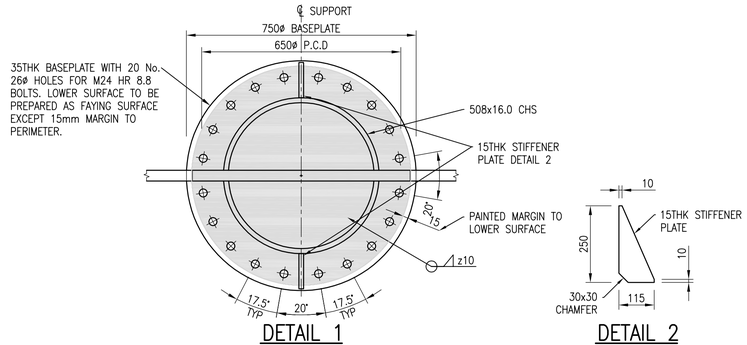

DETAIL 1
SCALE 1:10

DETAIL 2
SCALE 1:10

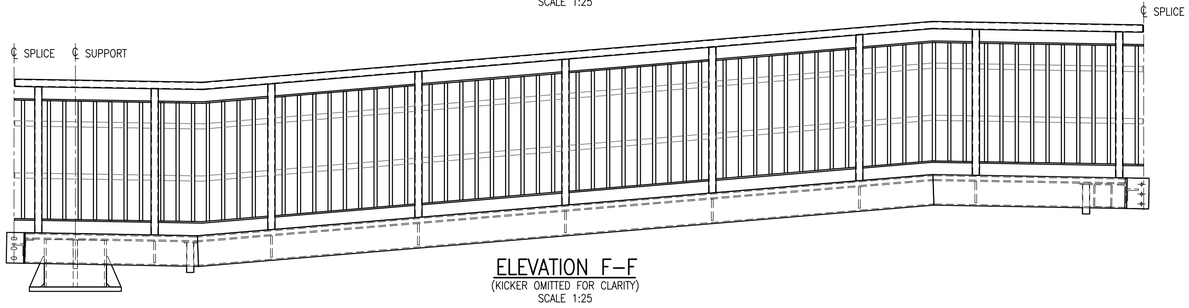

ELEVATION F–F
(KICKER OMITTED FOR CLARITY)
SCALE 1:25

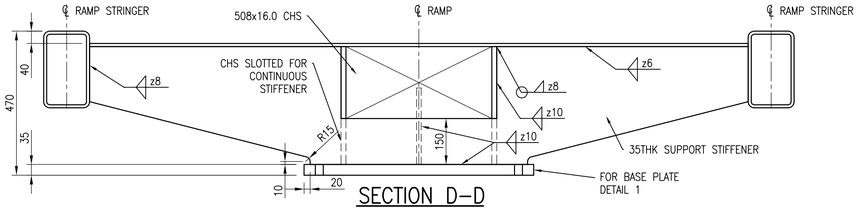

SECTION D–D
SECTION THROUGH SUPPORT STIFFENER
SCALE 1:10

NOTES

1. ALL DIMENSIONS IN MILLIMETRES UNLESS NOTED OTHERWISE.
2. THIS DRAWING TO BE READ IN CONJUNCTION WITH ALL NR/CIV/SD/400 SERIES DRAWINGS.
3. FOR GENERAL NOTES REFER TO DRAWING NR/CIV/SD/400.
4. MAXIMUM RAMP LENGTH IS 6m FOR STRUCTURAL REASONS WITH GRADIENTS BETWEEN 1:20 AND 1:12 REFER TO SECTION 6.3.2 OF THE TUM FOR GUIDANCE ON OTHER GRADIENTS.
5. LANDING LENGTH TO BE 2m.

Rev	Date	Description of revision	Design'd	C'kd
E	10.07.15	FINAL ISSUE	BC	SWMF
D	18.06.15	FINAL ISSUE	BC	SWMF
C	25.07.14	THIRD ISSUE	BC	SWMF
B	02.07.14	SECOND ISSUE	CJF	SWMF
P4	24.10.13	FORM B APPROVAL	KKK	SWMF
P3	10.09.13	DRAFT	KKK	SWMF
P2	06.05.11	For Information	SzT	SWF
P1	09.02.11	FORM A APPROVAL	GPR	SWF
A	18.04.08	FIRST ISSUE	GPR	NGAY

Network Rail

Network Rail Infrastructure Ltd. Registered Office: Kings Place, 90 York Way, London, N1 9AG

Approved	A. LUNDBERG	Investment Projects Building & Civils		
	Name	Position	Signature	Date

Master copy with original signatures held by Network Rail HQ CIVIL ENGINEERING STANDARD DESIGN

© COPYRIGHT NETWORK RAIL 2011

NON–STATION FOOTBRIDGES STANDARD DRGS AND DETAILS

FOOTBRIDGE SUPERSTRUCTURE RAMP CHS SUPPORT STRAIGHT FLIGHTS

Scale	AS SHOWN	
Drawing Number	NR/CIV/SD/441	REV. E

Full document details: NR NR-CIV-SD-441 ISSUE E 2015

Documents Document Sharing Hub

Copyright Network Rail
Provided by IHS under licence with Network Rail
No reproduction or networking permitted without licence from IHS

Licensee=Mott MacDonald Group Limited, User=sam, allan
No reproduction or networking permitted without licence from IHS