Supplementary Information

The following information is associated with Network Rail Standard:
NR CIV/SD/480 Rev A

Additional Content Access

Click the link below to access CAD version of this drawing.

CAD Drawing

- CIV/SD/480

If you have any questions, or need assistance, please contact **IHS Support**

Information accessed via the links above is the property of the Copyright holder

IHS Additional Content Page

Documents
Document Sharing Hub

Copyright Network Rail
Provided by IHS under license with Network Rail
No reproduction or networking permitted without license from IHS
Licensee=Weston Williamson/5989497001, User=sam, albett
Not for Resale, 03/27/2016 23:54:01 MDT

DO NOT SCALE THIS DRAWING

DRAWING No. NR/CIV/SD/480

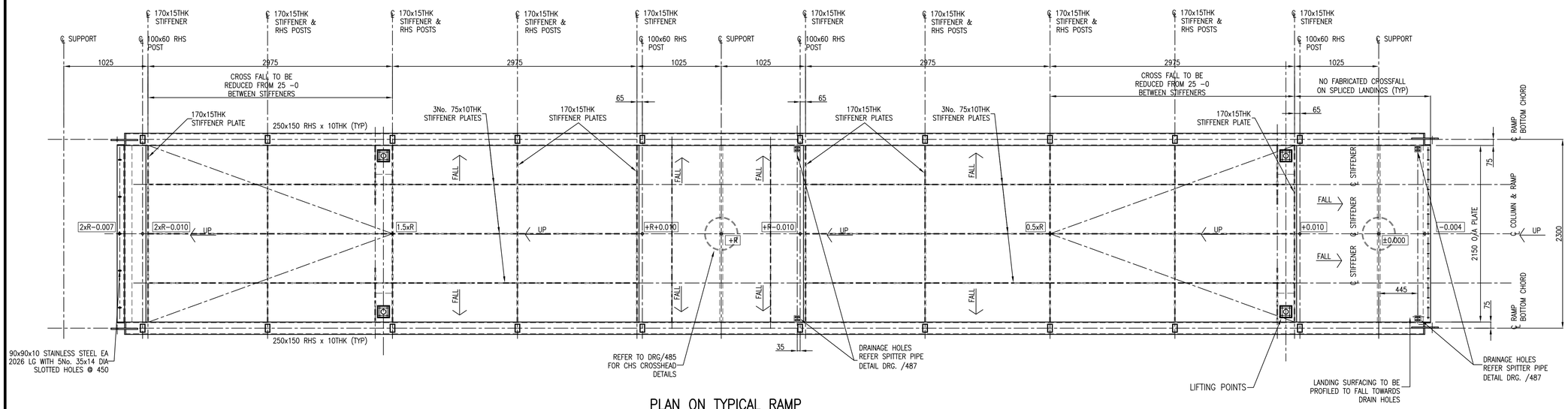

PLAN ON TYPICAL RAMP

(KICKER ANGLE NOT SHOWN, HANDRAILS OMITTED FOR CLARITY)
N.T.S.

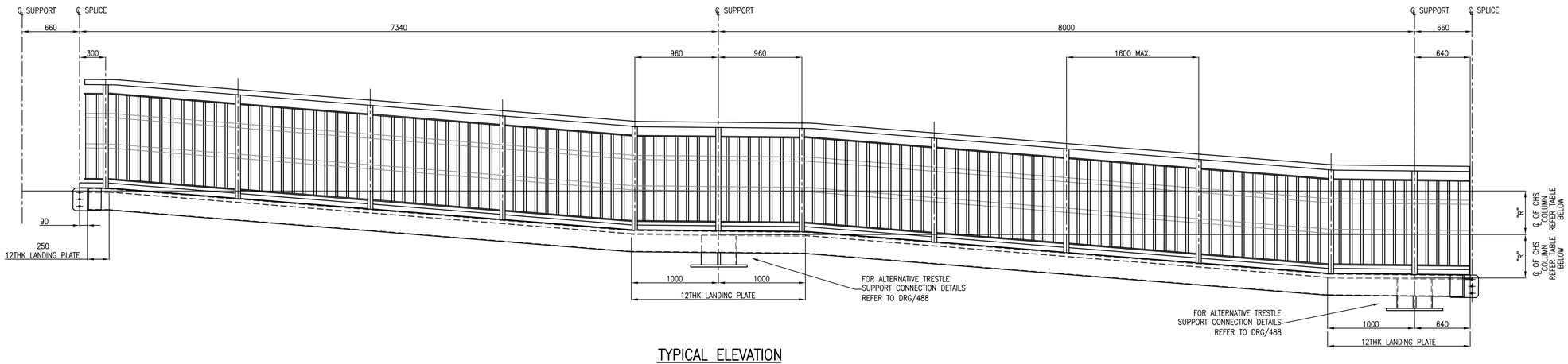

TYPICAL ELEVATION

N.T.S.

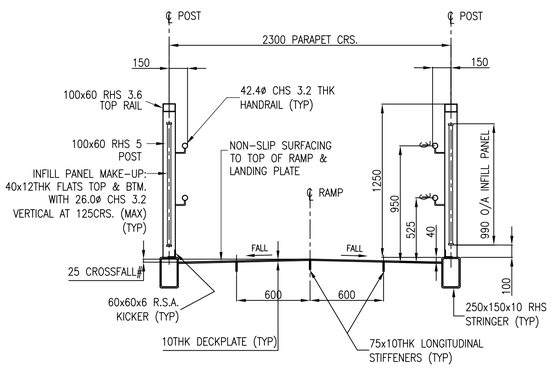

TYPICAL SECTION THRO' RAMP

SCALE 1:25

REFER TO PLAN ABOVE FOR REDUCTION OF CROSSFALL

RAMP GRADIENT	RAMP RISE (R)
1:20	300
1:15	400
1:12	500

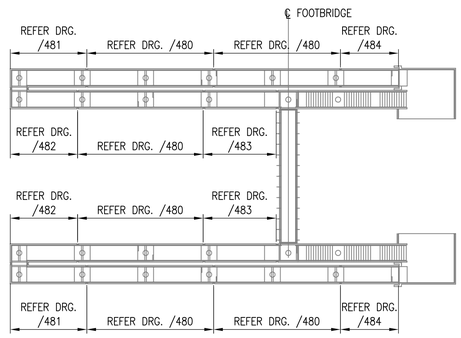

RAMP LOCATION PLAN

(INDICATIVE LAYOUT)
N.T.S.

NOTES

1. ALL DIMENSIONS IN mm UNLESS NOTED OTHERWISE.
2. THIS DRAWING TO BE READ IN CONJUNCTION WITH ALL NR/CIV/SD/400 SERIES DRAWINGS.
3. CHS SUPPORTS SHOWN. TRESTLE VARIATION OMITTED FOR CLARITY. FOR CHS SUPPORT DETAILS REFER DRGS. /420 & /430. FOR TRESTLE SUPPORT DETAILS REFER DRGS. /421, /422 & /431.
4. LOWER HANDRAIL MAY BE OMITTED ON ONE SIDE OF THE STAIRS ON A SITE BY SITE BASIS SUBJECT TO NETWORK RAIL APPROVAL.
5. 42.4CHS X 3.2THK CHS HANDRAILS ARE COMPLIANT WITH SRA CODE OF PRACTICE "TRAIN AND STATION SERVICES FOR DISABLED PASSENGERS" (2005).
6. LIFTING:
FOR LIFTING POINT DETAILS REFER DRG. /495

Rev	Date	Description of revision	Design'd	C'kd
A	18/4/08	FIRST ISSUE	GPR	NGAY
P4	25/3/08	FORM B APPROVAL	HCHS	NGAY
P3	08/6/07	FORM B APPROVAL	AJB	NGAY
P2	27/4/07	FOR INFORMATION	AJB	NGAY
P1	23/3/06	FORM A APPROVAL	SLB	NGAY

Network Rail
40 Melton Street
London NW1 2EE
Tel: 020–7557–8000

	Name	Position	Signature	Date
Approved	P.CLARK	Senior Prog. Eng. Manager Infrastructure Inv. Construction	PC	04.04.08
Authorised	A.DRAY	Head of Structures Engineering	AD	04.04.08

Master copy with original signatures held by Network Rail HQ
CIVIL ENGINEERING STANDARD DESIGN

© COPYRIGHT NETWORK RAIL 2008

FOOTBRIDGES NON–STATIONS STANDARD DRAWINGS

FOOTBRIDGE ACCESS STANDARD RAMP GENERAL ARRANGEMENT

Scale: AS SHOWN

Drawing Number: NR/CIV/SD/480 A

Full document details: NR NR-CIV-SD-480 ISSUE A 2008
Documents
Document Sharing Hub
Licence-Hexon Williamson/08584/001. User-sam. allen
Copyright Network Rail
Provided by IHS under licence with Network Rail
No reproduction or networking permitted without licence from IHS