Supplementary Information

The following information is associated with Network Rail Standard:
NR CIV/SD/561 Rev A

Additional Content Access

Click the link below to access CAD version of this drawing.

CAD Drawing

- CIV/SD/561

If you have any questions, or need assistance, please contact **IHS Support**

Information accessed via the links above is the property of the Copyright holder

IHS Additional Content Page

--`,,,,,,`,,,,,,,`,,`,,,,,,,,`-`-`,,`,,`,`,,`---

Documents
Document Sharing Hub

Copyright Network Rail
Provided by IHS under license with Network Rail
No reproduction or networking permitted without license from IHS

Licensee=Weston Williamson/5989497001, User=sam, albett
Not for Resale, 03/27/2016 21:17:46 MDT

Full document details: NR NR-CIV-SD-561 ISSUE A 2010

Full document details: NR NR-CIV-SD-561 ISSUE A 2010

DO NOT SCALE THIS DRAWING

DRAWING No. NR/CIV/SD/561

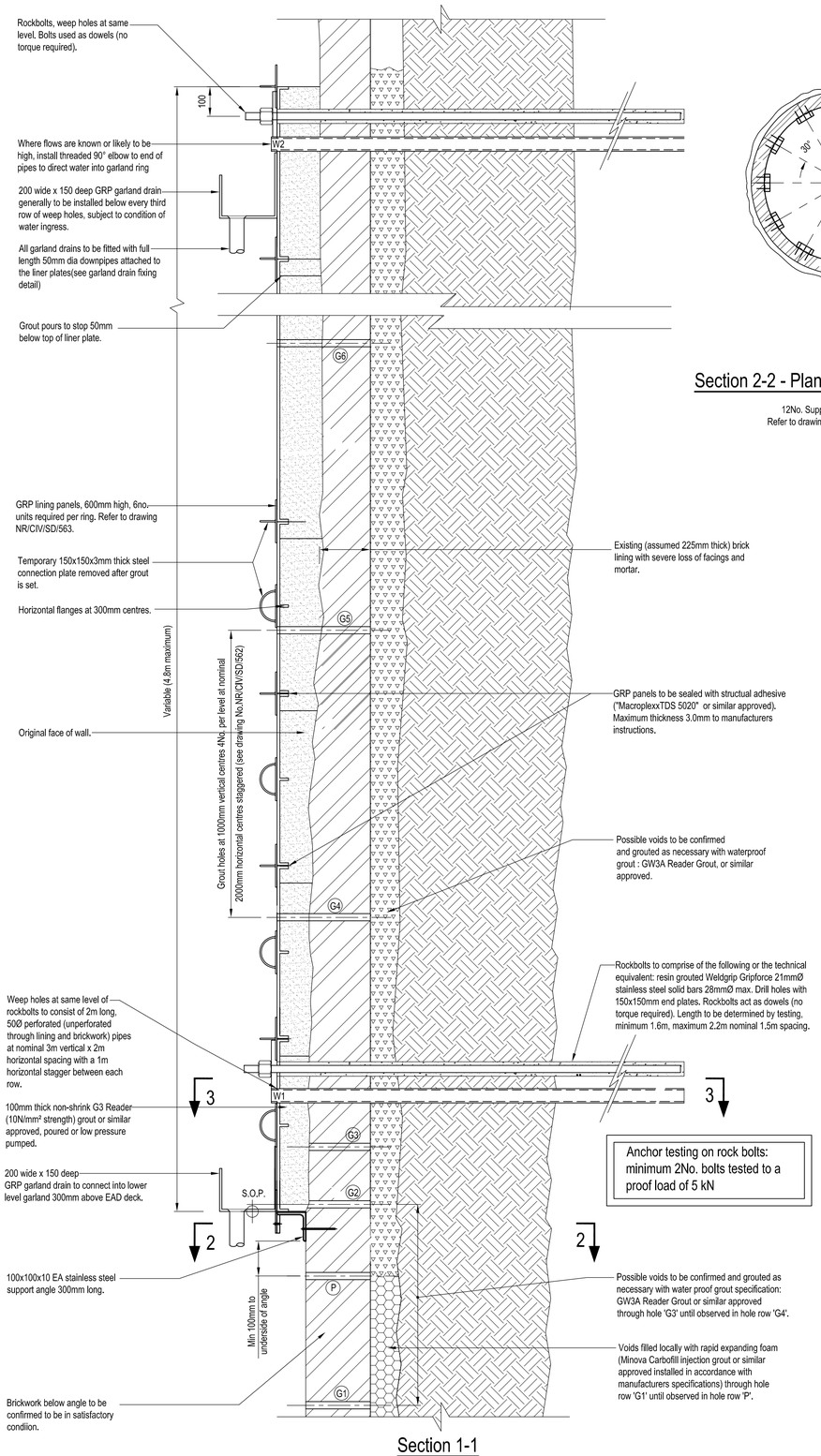

Section 1-1

Scale 1:10

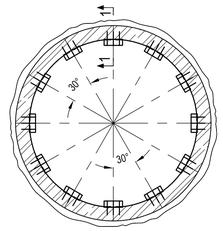

Section 2-2 - Plan Showing Support Angles

Scale 1:50
12No. Support Angles are required.
Refer to drawing NR/CIV/SD/563 for details

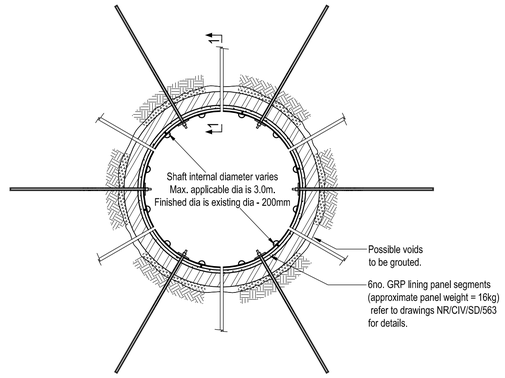

Section 3-3 - Plan View Through Lining at Rock Bolt / Weephole Level

Scale 1:50
GRP garland drain shown on Section 1-1 omitted for clarity

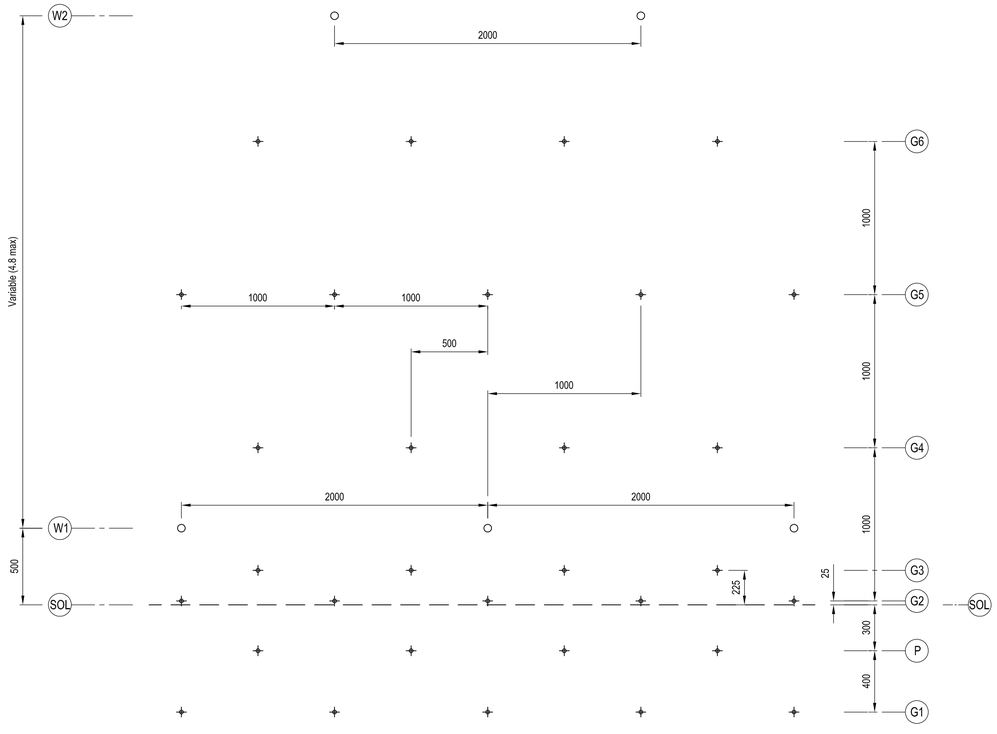

Grout holes
Weep holes

Elevation on Weep Holes & Grout Holes

Scale 1:20
G1, G2 etc denotes row of grout holes
W1, W2 denotes row of weep holes
SOL denotes Setting Out Level, defined by bottom of first row of GRP liner plates / top of corbel / top of steel angle support
P denotes Pressure Relief and Observation Hole

Spacing of holes for grouting and weep holes are nominal requirements and to be varied to suit site conditions.

SAFETY, HEALTH AND ENVIRONMENT RISK ASSESSMENT

Designer's note - Construction (Design and Management) Regulations 2007

The following are significant hazards/risks associated with the works outlined in this set of drawings. A site specific risk assessment shall always be undertaken prior to commencing any of the works described on site.

It is assumed that a competent contractor is aware of the risks associated with general construction activities undertaken in the railway environment.

RISK	STAGE	MITIGATING MEASURES
Water ingress through coreholes drilled for the purpose of grouting and drainage installations	C	CONTRACTOR • Condition of shaft to be ascertained (i.e. wet or dry) prior to drilling core holes. Ground water to be ducted clear of works during construction
Fixing reinforcement	C	CONTRACTOR • Steel reinforcement bars to be pre-cut to minimise handling

NOTE: C = CONSTRUCTION, O = OPERATION, D = DEMOLITION

NOTES

1. All dimensions are in millimetres unless stated otherwise.
2. All levels are in metres unless stated otherwise.
3. All works in accordance with Network Rail model clauses for specifying civil engineering works.
4. All proprietary products are to be installed in accordance with manufacturers recommendations.
5. Infill grouts to be mixed in accordance with manufacturers instructions. Flow characteristics to be confirmed as suitable for pouring from top of each ring of GRP panels, or whether low pressure pumping is required.
6. Typically for Reader grout G3 and GW3A the water to solids ratio should be 0.4.
7. This drawing to be read in conjunction with the latest revisions of other drawings as follows:
   NR/CIV/SD/560
   NR/CIV/SD/561
   NR/CIV/SD/563
   and NR/CIV/SD/500+501 for garland drain details

Rev	Date	Description of revision	Design'd	C'kd
A	JUL-10	FIRST ISSUE	MM	PH

Network Rail

Network Rail Infrastructure Ltd,
Registered office: Kings Place,
90 York Way, London N1 9AG

Approved	P. Clark	Senior Prog. Engineering Manager	PC	JUL-10
	Name	Position	Signature	Date

Master copy with original signatures held by Network Rail HQ
CIVIL ENGINEERING STANDARD DESIGN

© COPYRIGHT NETWORK RAIL 2010

STANDARD TUNNEL DETAILS

SHAFT LINER PLATES
HEIGHT OF REPAIR
LESS THAN 5m
GENERAL ARRANGEMENT

Scale	AS SHOWN	
Drawing Number	NR/CIV/SD/561	REV. A

Documents
Document Standard Hub
Licensee:Mangan Williams(c)20080102, User:sam. allnutt
Date/Time:Wed Jan 13 09:54:14 2010
Copyright Network Rail
Provided by IHS under licence with Network Rail
No reproduction or networking permitted without licence from IHS