Supplementary Information

The following information is associated with Network Rail Standard:
NR CIV/SD/601 Rev A

Additional Content Access

Click the link below to access CAD version of this drawing.

CAD Drawing

- CIV/SD/601

If you have any questions, or need assistance, please contact **IHS Support**

Information accessed via the links above is the property of the Copyright holder

IHS Additional Content Page

Documents
Document Sharing Hub

Copyright Network Rail
Provided by IHS under license with Network Rail
No reproduction or networking permitted without license from IHS
Full document details: NR NR-CIV-SD-601 ISSUE A 2008

Licensee=Weston Williamson/5989497001, User=sam, albett
Not for Resale, 03/27/2016 23:52:35 MDT

Full document details: NR NR-CIV-SD-601 ISSUE A 2008

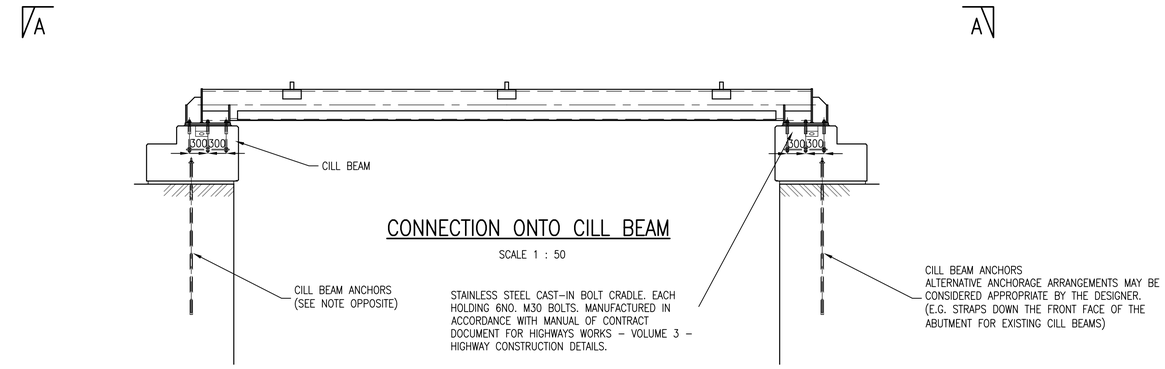

CONNECTION ONTO CILL BEAM

SCALE 1 : 50

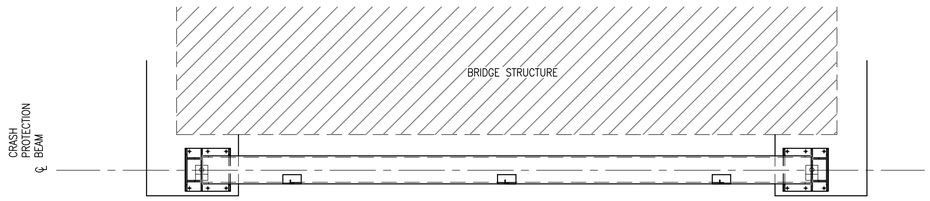

PLAN ON A–A

SCALE 1 : 50

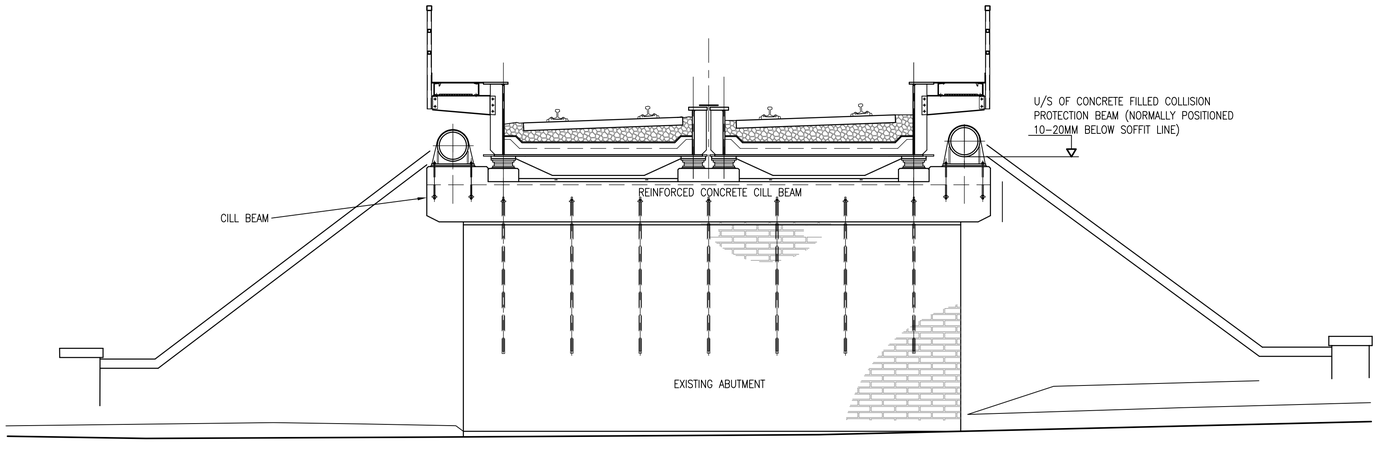

TYPICAL SECTION OF BRIDGE ABUTMENT

(EXAMPLE SHOWING NEW BRIDGE WITH CILL BEAMS)

SCALE 1 : 50

DRAWING No. NR/CIV/SD/601

NOTES

A GENERAL

A1. THIS DRAWING SHOWS A SOLUTION FOR FIXING A CPB TO A NEW OR EXISTING CILL BEAM. THIS OPTION WILL GENERALLY BE USED AS PART OF A BRIDGE REPLACEMENT SCHEME.

B SPECIFICATION

B1. REFER TO DRAWING NR/CIV/SD/600

B2. CONCRETE FOR THE CILL BEAM SHALL BE REINFORCED CONCRETE DESIGNED IN ACCORDANCE WITH BS5400:PART 4 :1990

B3. CONCRETE SHALL BE IN ACCORDANCE WITH NR/GN/CIV/008 SECTION 80 AND BS 8500:2006.

C RISK ASSESSMENT

C1. REFER TO TABLE 1 ON DRAWING NR/CIV/SD/600

D INSTALLATION GUIDANCE

D1. REFER TO DRAWING NR/CIV/SD/600

E DESIGN ASSUMPTIONS

E1. REFER TO DRAWING NR/CIV/SD/600

Rev	Date	Description of revision	Design'd	C'kd
A	31.03.08	FIRST ISSUE	HCHS	NGAY
P2	10.03.08	FORM B APPROVAL	HCHS	NGAY
P1	04.10.06	FORM A APPROVAL	GPR	NGAY

Network Rail
40 Melton Street
London NW1 2EE
Tel: 020–7557–8000

	Name	Position	Signature	Date
Approved	P. CLARK	Senior Prog. Eng. Manager Infrastructure Inv. Construction	PC	01.04.08

Master copy with original signatures held by Network Rail HQ CIVIL ENGINEERING STANDARD DESIGN

© COPYRIGHT NETWORK RAIL 2008

STRUCTURES MISCELLANEOUS

COLLISION PROTECTION BEAM CILL BEAM OPTION

Scale	AS SHOWN	
Drawing Number	NR/CIV/SD/601	REV. A

Documents
Document Sharing Hub
Copyright Network Rail
Provided by IHS under licence with Network Rail
No reproduction or distribution without prior licence from IHS
Licensee=Mouchel Parkman/5000841001, User=sam, allan
Not for Resale, 03/07/2012 07:00:59 MDT