The following information is associated with Network Rail Standard:
NR CIV/SD/752 Rev E

Additional Content Access

Click the link below to access CAD version of this drawing.

CAD Drawing

- CIV/SD/752

If you have any questions, or need assistance, please contact **IHS Support**

Information accessed via the links above is the property of the Copyright holder

IHS Additional Content Page

Documents
Document Sharing Hub

Copyright Network Rail
Provided by IHS under license with Network Rail
No reproduction or networking permitted without license from IHS
Full document details: NR NR-CIV-SD-752 ISSUE E 2015

Licensee=Weston Williamson/5989497001, User=sam, albett
Not for Resale, 03/27/2016 19:01:35 MDT

DO NOT SCALE THIS DRAWING

DRAWING No. NR/CIV/SD/752

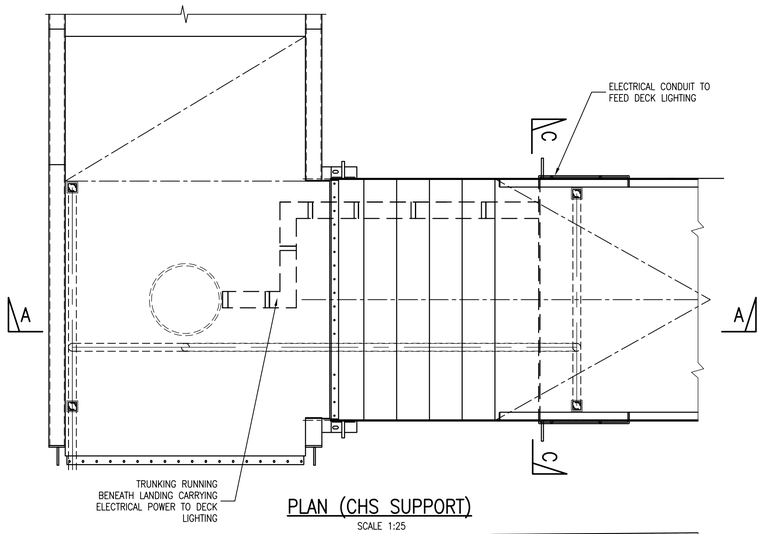

PLAN (CHS SUPPORT)

SCALE 1:25

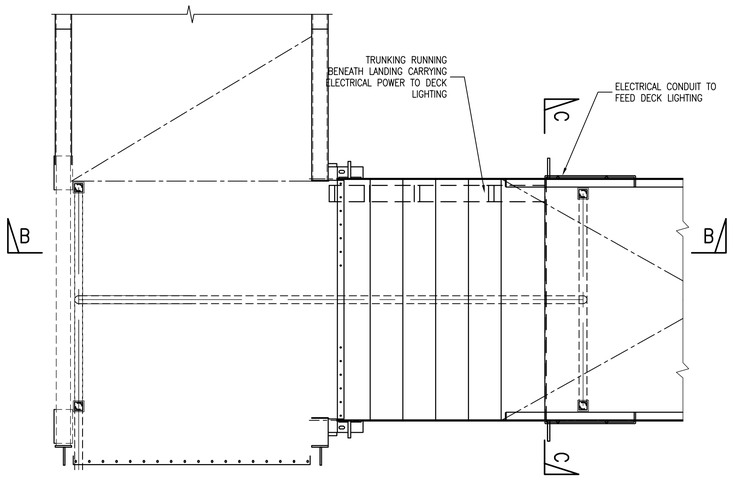

PLAN (TRESTLE SUPPORT)

SCALE 1:25

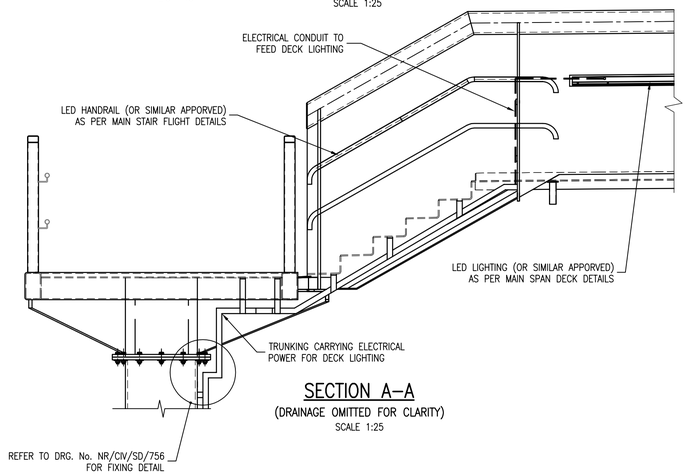

SECTION A–A

(DRAINAGE OMITTED FOR CLARITY)

SCALE 1:25

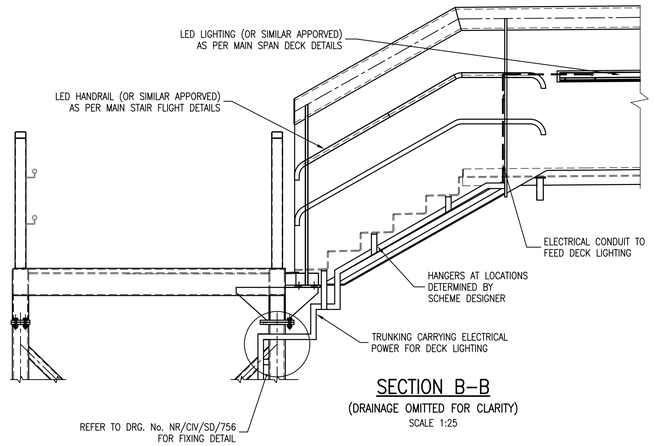

SECTION B–B

(DRAINAGE OMITTED FOR CLARITY)

SCALE 1:25

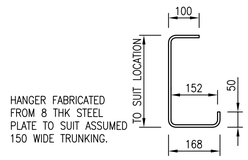

HANGER FOR HORIZONTAL CABLE CONTAINMENT SUPPORT

SCALE 1:10

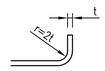

PLATE BENDING DETAIL

SCALE 1:5

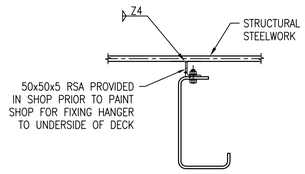

TYPICAL HORIZONTAL HANGER FIXING DETAIL

SCALE 1:10

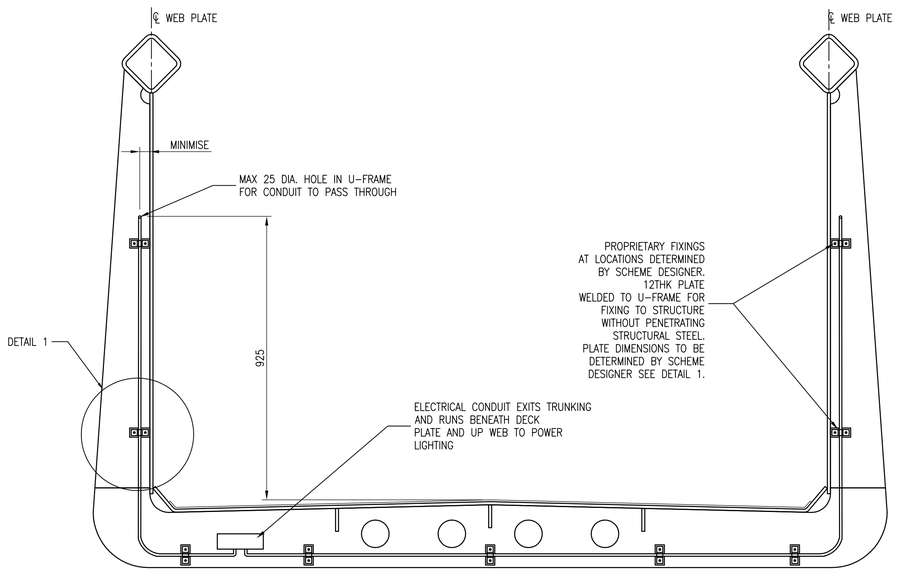

SECTION C–C

ELECTRICAL ROUTES SHOWN ONLY, DRAINAGE OMITTED FOR CLARITY

SCALE 1:10

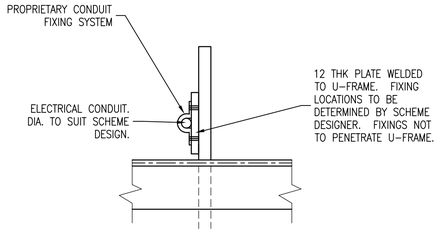

DETAIL 1

SCALE 1:5

THIS IS A TYPICAL DETAIL WITH DETAILS TO BE AGREED AS PART OF MEP DESIGN AND LUGS PROVIDED PRIOR TO PAINTING. THE MOUNTING OF ELECTRICAL CONDUIT, JUNCTION BOXES AND SERVICES FLEXIBLE COUPLINGS SHALL BE DETERMINED ON SITE WITH THE NWR PROJECT ENGINEER

NOTES

1. ALL DIMENSIONS IN MILLIMETRES UNLESS NOTED OTHERWISE.
2. THIS DRAWING TO BE READ IN CONJUNCTION WITH ALL NR/CIV/SD/400, 16m/100 & 700 SERIES DRAWINGS.
3. FOR GENERAL NOTES REFER TO DRAWING NR/CIV/SD/701.

Rev	Date	Description of revision	Design'd	C'kd
E	18.06.15	FINAL ISSUE	CF	SWMF
D	27.02.15	FORM B APPROVAL	CF	SWMF
C	25.07.14	FORM B APPROVAL	BC	SWMF
B	26.03.14	FORM A APPROVAL	CJF	SWMF
P3	13.11.13	DRAFT	KKK	SWMF
P1	09.02.11	FORM A APPROVAL	GPR	SWF
A	18.04.08	FIRST ISSUE	AJB	NGAY

Network Rail

Network Rail Infrastructure Ltd. Registered Office: Kings Place, 90 York Way, London, N1 9AG

Approved	A. LUNDBERG	Investment Projects Building & Civils		
	Name	Position	Signature	Date

Master copy with original signatures held by Network Rail HQ CIVIL ENGINEERING STANDARD DESIGN

© COPYRIGHT NETWORK RAIL 2011

NON–CANOPY STATION FOOTBRIDGES STANDARD DETAILS

FOOTBRIDGE MAIN SPAN STEPPED DECK INDICITIVE LIGHTING DETAILS

Scale	AS SHOWN	
Drawing Number	NR/CIV/SD/752	REV. E

Full document details: NR NR-CIV-SD-752 ISSUE E 2015

Documents Document Sharing Hub

Licensee:Halcyon Willoughby(0058812002). User:sam. ellett Date/Time:Wed Jun 01 08:00:00 2016

Copyright Network Rail
Provided by IHS under license with Network Rail
No reproduction or networking permitted without license from IHS