Supplementary Information

The following information is associated with Network Rail Standard:
NR CIV/SD/756 Rev E

Additional Content Access

Click the link below to access CAD version of this drawing.

CAD Drawing

- CIV/SD/756

If you have any questions, or need assistance, please contact **IHS Support**

Information accessed via the links above is the property of the Copyright holder

IHS Additional Content Page

Documents
Document Sharing Hub

Copyright Network Rail
Provided by IHS under license with Network Rail
No reproduction or networking permitted without license from IHS
Full document details: NR NR-CIV-SD-756 ISSUE E 2015

Licensee=Weston Williamson/5989497001, User=sam, albett
Not for Resale, 03/27/2016 19:01:29 MDT

Full document details: NR NR-CIV-SD-756 ISSUE E 2015

DO NOT SCALE THIS DRAWING

DRAWING No. NR/CIV/SD/756

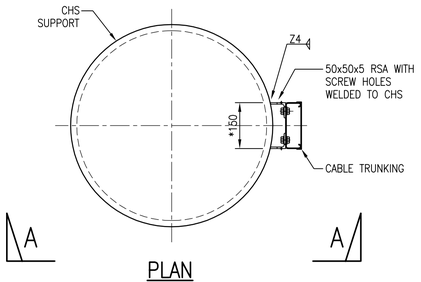

PLAN
SCALE 1:10

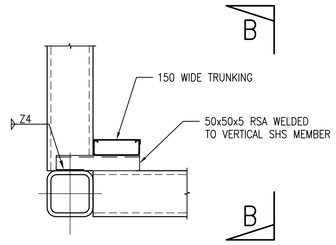

PLAN
SCALE 1:10

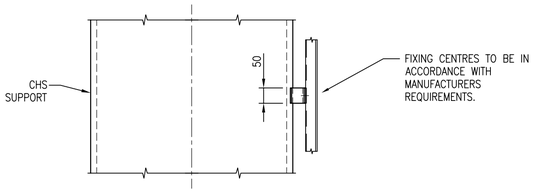

ELEVATION A–A
SCALE 1:10

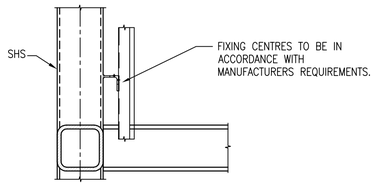

ELEVATION B–B
SCALE 1:10

DETAIL 1
TYPICAL FIXING CHS SUPPORTS

*NOTE: 150 SHOWN BUT MAY NEED TO BE 300mm
OR LARGER DEPENDING UPON MEP DESIGN

DETAIL 1
TYPICAL FIXING TRESTLE SUPPORTS

TYPICAL FIXING DETAILS

LOCATION AND NUMBER OF FIXINGS FOR CABLING CONTAINMENT, LIGHTING AND CABLE TRAYS TO BE DETERMINED BY SCHEME DESIGNER ON SITE SPECIFIC BASIS IN CONJUNCTION WITH MANUFACTURES ADVICE/REQUIREMENTS. TYPICAL DETAILS ARE PRODUCED FOR GUIDANCE, SCHEME DESIGNER CAN AMEND TO SUIT SCHEME AS REQUIRED.

NOTES

1. ALL DIMENSIONS IN MILLIMETRES UNLESS NOTED OTHERWISE.
2. THIS DRAWING TO BE READ IN CONJUNCTION WITH ALL NR/CIV/SD/400, 16m/100 & 700 SERIES DRAWINGS.
3. FOR GENERAL NOTES REFER TO DRAWING NR/CIV/SD/701.

Rev	Date	Description of revision	Design'd	C'kd
E	18.06.15	FINAL ISSUE	CF	SWMF
D	27.02.15	FORM B APPROVAL	CF	SWMF
A	25.07.14	FORM B APPROVAL	BC	SWMF

Network Rail

Network Rail Infrastructure Ltd. Registered Office:
Kings Place, 90 York Way, London, N1 9AG

Approved	A. LUNDBERG	Investment Projects Building & Civils		
	Name	Position	Signature	Date

Master copy with original signatures held by Network Rail HQ
CIVIL ENGINEERING STANDARD DESIGN

© COPYRIGHT NETWORK RAIL 2011

NON–CANOPY STATION FOOTBRIDGES STANDARD DETAILS

FOOTBRIDGE CHS & TRESTLE SUPPORTS INDICATIVE CABLING CONTAINMENT FIXING DETAILS

Scale	AS SHOWN	
Drawing Number	NR/CIV/SD/756	REV. E

Licensee:nilesjon Willoughby(0595870) User:sam. allen
Product:Document Sharing Hub
Copyright Network Rail
Provided by IHS under licence with Network Rail
Reproduced by permission of Network Rail. No further reproduction or distribution without prior written permission from IHS
AVA Documents
Document Sharing Hub