Supplementary Information

The following information is associated with Network Rail Standard:
NR CIV/SD/828 Rev A

Additional Content Access

Click the link below to access CAD version of this drawing.

CAD Drawing

- CIV/SD/828

If you have any questions, or need assistance, please contact **IHS Support**

Information accessed via the links above is the property of the Copyright holder

IHS Additional Content Page

--`,,,,,,`,,,,,,`,,`,,,,,,,,``-`-`,,`,,`,`,,`---

Documents
Document Sharing Hub

Copyright Network Rail
Provided by IHS under license with Network Rail
No reproduction or networking permitted without license from IHS
Full document details: NR NR-CIV-SD-828 ISSUE A 2012

Licensee=Weston Williamson/5989497001, User=sam, albett
Not for Resale, 03/27/2016 19:40:27 MDT

Full document details: NR NR-CIV-SD-828 ISSUE A 2012

REPAIR TYPE 1

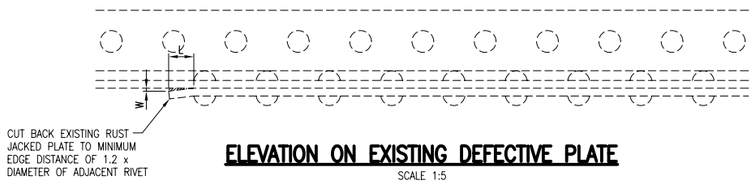

ELEVATION ON EXISTING DEFECTIVE PLATE
SCALE 1:5

PLAN ON EXISTING DEFECTIVE PLATE
SCALE 1:5



ELEVATION ON PROPOSED REPAIR DETAIL
SCALE 1:5

REPAIR TYPE 2

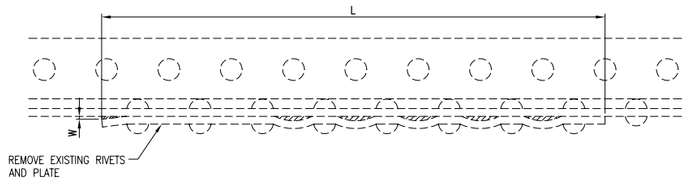

ELEVATION ON EXISTING DEFECTIVE PLATE
SCALE 1:5

DESIGNER TO CONFIRM THE FUNCTION OF THE CONNECTION AND TO ESTABLISH THE SEQUENCE OF RIVET REMOVAL – DETAILS SHOW AN INDICATIVE PLATE REPLACEMENT. PARTICULAR ATTENTION SHOULD BE MADE AT SPLICE ARRANGEMENTS.

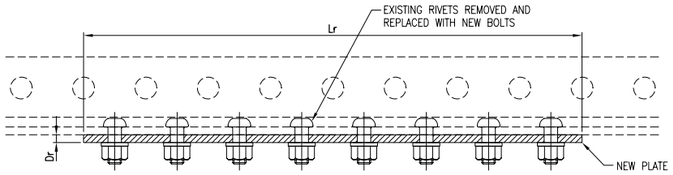

ELEVATION ON PROPOSED REPAIR DETAIL – NEW PLATE
SCALE 1:5

PLAN ON NEW PLATE
SCALE 1:5

REPAIR TYPE 3

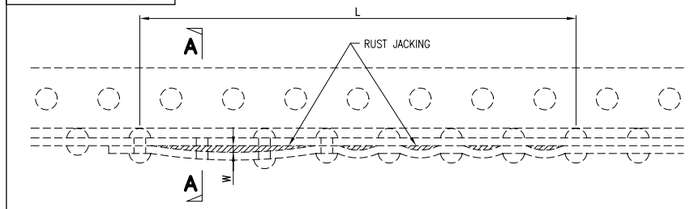

ELEVATION ON RUST JACKED PLATE EDGES
SCALE 1:5

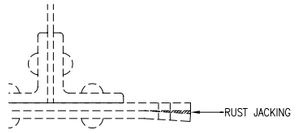

TYPICAL SECTION A–A THROUGH DEFECTIVE RIVET(S)
SCALE 1:5

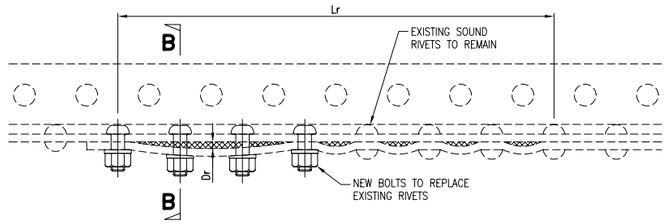

ELEVATION ON PROPOSED REPAIR DETAIL
SCALE 1:5

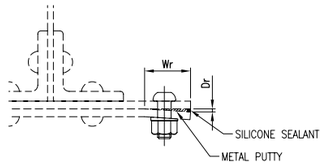

TYPICAL SECTION B–B THROUGH REPLACEMENT BOLT
SCALE 1:5

REPAIR TYPE 4

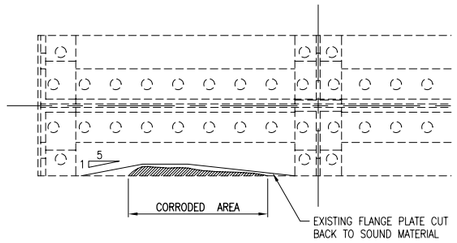

TYPICAL FLANGE REPAIR
SCALE 1:10

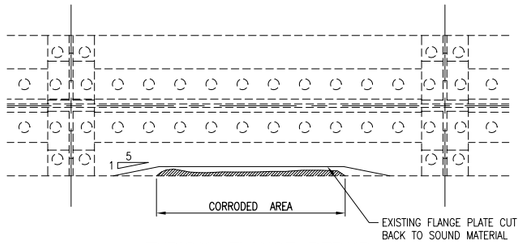

TYPICAL FLANGE REPAIR
SCALE 1:10

REPAIR TYPE 5

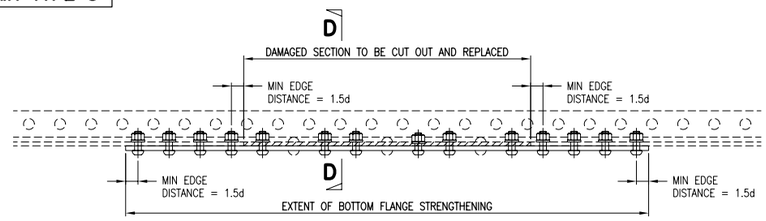

ELEVATION C–C
SCALE 1:10

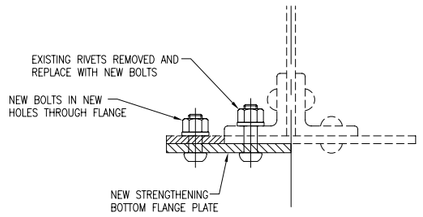

SECTION D–D
SCALE 1:5

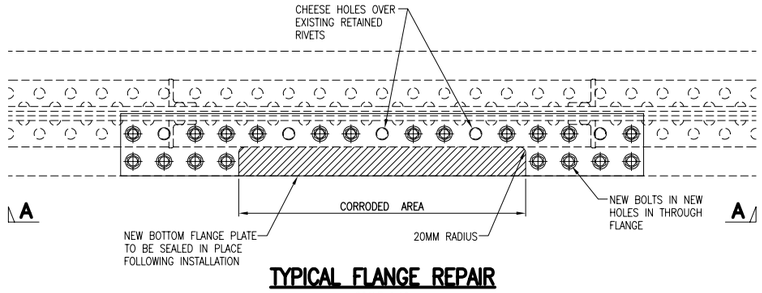

TYPICAL FLANGE REPAIR
SCALE 1:10

DRAWING No. NR/CIV/SD/828

NOTES

GENERAL NOTES

1. THIS DRAWING SHOWS A TYPICAL EXAMPLE OF METALLIC REPAIRS.
2. THE SIZES AND DIMENSIONS SHOWN ON THIS DRAWING RELATE TO TYPICAL DETAILS. THE CONFIGURATION OF THE DETAILS IS THE RESPONSIBILITY OF THE DESIGNER.
3. ALL EXISTING PLATES, STIFFENERS AND CONFIGURATION OF THE GIRDER ARE TO BE CONFIRMED ON SITE BY THE DESIGNER.

SPECIFICATION

1. FOR SPECIFICATION REFER TO DRG. NR/CIV/SD/801.

NOTES:

1. THE DETAILS INDICATED ON THIS DRAWING ARE TYPICAL AND THE REPAIR MAY ALSO BE USED FOR OTHER DIFFERENT MEMBERS OR ELEMENTS AFFECTED BY A SIMILAR DEFECT.
2. WHERE APPLICABLE DIMENSIONS L,W AND D INDICATE THE EXPECTED EXTENT OF THE DEFECT TO BE REPAIRED. DIMENSION Lr, Dr. AND Wr INDICATE THE EXPECTED EXTENT OF THE REPAIR.
3. THE REPAIR SHALL COMPRISE PREPARING THE INTERNAL SURFACES BETWEEN RUST JACKED PLATES, REMOVING RIVETS WITHIN THE RUST–JACKED AREA AND REPLACING WITH BOLTS. THE PROTECTIVE SYSTEM SHALL BE IN ACCORDANCE WITH THE SPECIFICATION.
4. GAPS, VOIDS, EDGES OF REPAIRS AND SEALING AROUND BOLTS HOLES SHALL BE TREATED IN ACCORDANCE WITH THE SPECIFICATION 170 SERIES.

NOTE

- DENOTES NEW BOLT IN EXISTING HOLE REAMED TO SUIT.
- DENOTES NEW BOLT IN PRE DRILLED HOLE.
- DENOTES EXISTING RIVET TO BE LEFT IN PLACE.

Rev	Date	Description of revision	Design'd	C'ked
A	22.06.12	FIRST ISSUE	MK	AGW
P3	01.07.11	DRAFT PUBLICATION ISSUE	MK	AGW
P2	14.04.11	ISSUED FOR FORM A	MK	AGW
P2	24.02.11	ISSUED FOR COMMENT	MK	AGW
P1	24.01.11	DRAFT ISSUE	MK	AGW

Network Rail Infrastructure Ltd
Registered Office:
Kings Place
90 York Way
London
N1 9AG

Approved	Paul Clark	Head of Engineering Infrastructure Projects Central Region	P.C.	June 12
	Name	Position	Signature	Date

Master copy with original signatures held by Network Rail HQ CIVIL ENGINEERING STANDARD DESIGN

© COPYRIGHT NETWORK RAIL 2012

METALLIC STRUCTURE REPAIRS STANDARD DRAWINGS

FLANGE REPAIR DETAILS

Scale	AS SHOWN	
Drawing Number	NR/CIV/SD/828	A

Documents
Document Sharing Hub
Copyright Network Rail
Provided by IHS under license with Network Rail
No reproduction or networking permitted without license from IHS
Licensee=Weston Williamson/5989497001, User=sam. albett
Not for Resale, 03/27/2016 19:40:27 MDT