PD CEN ISO/TR 7250-2:2024

BSI Standards Publication

Basic human body measurements for technological design

Part 2: Statistical summaries of body measurements from national populations

Documents
Document Sharing Hub

Full document details: PD CEN ISO/TR 7250-2:2024

National foreword

This Published Document is the UK implementation of CEN ISO/TR 7250-2:2024. It is identical to ISO/TR 7250-2:2024. It supersedes PD CEN ISO/TR 7250-2:2011+A1:2013, which is withdrawn.

The UK participation in its preparation was entrusted to Technical Committee PH/9/-/4, Ergonomics - Anthropometry and Biomechanics.

A list of organizations represented on this committee can be obtained on request to its committee manager.

Contractual and legal considerations

This publication has been prepared in good faith, however no representation, warranty, assurance or undertaking (express or implied) is or will be made, and no responsibility or liability is or will be accepted by BSI in relation to the adequacy, accuracy, completeness or reasonableness of this publication. All and any such responsibility and liability is expressly disclaimed to the full extent permitted by the law.

This publication is provided as is, and is to be used at the recipient's own risk.

The recipient is advised to consider seeking professional guidance with respect to its use of this publication.

This publication is not intended to constitute a contract. Users are responsible for its correct application.

This publication is not to be regarded as a British Standard.

© The British Standards Institution 2024
Published by BSI Standards Limited 2024

ISBN 978 0 539 24593 6

ICS 13.180

Compliance with a Published Document cannot confer immunity from legal obligations.

This Published Document was published under the authority of the Standards Policy and Strategy Committee on 30 April 2024.

Amendments/corrigenda issued since publication

Date	Text affected

Documents
Document Sharing Hub

Full document details: PD CEN ISO/TR 7250-2:2024

TECHNICAL REPORT

RAPPORT TECHNIQUE

TECHNISCHER REPORT

CEN ISO/TR 7250-2

April 2024

ICS 13.180

Supersedes CEN ISO/TR 7250-2:2011, CEN ISO/TR 7250-2:2011/A1:2013

English Version

Basic human body measurements for technological design - Part 2: Statistical summaries of body measurements from national populations (ISO/TR 7250-2:2024)

Définitions des mesures de base du corps humain pour la conception technologique - Partie 2: Résumés statistiques des mesurages du corps de populations nationales (ISO/TR 7250-2:2024)

Grundlegende menschliche Körpermaße für die technische Planung - Teil 2: Statistische Zusammenfassungen von Körpermaßen nationaler Populationen (ISO/TR 7250-2:2024)

This Technical Report was approved by CEN on 9 March 2024. It has been drawn up by the Technical Committee CEN/TC 122.

CEN members are the national standards bodies of Austria, Belgium, Bulgaria, Croatia, Cyprus, Czech Republic, Denmark, Estonia, Finland, France, Germany, Greece, Hungary, Iceland, Ireland, Italy, Latvia, Lithuania, Luxembourg, Malta, Netherlands, Norway, Poland, Portugal, Republic of North Macedonia, Romania, Serbia, Slovakia, Slovenia, Spain, Sweden, Switzerland, Türkiye and United Kingdom.

EUROPEAN COMMITTEE FOR STANDARDIZATION
COMITÉ EUROPÉEN DE NORMALISATION
EUROPÄISCHES KOMITEE FÜR NORMUNG

CEN-CENELEC Management Centre: Rue de la Science 23, B-1040 Brussels

© 2024 CEN All rights of exploitation in any form and by any means reserved worldwide for CEN national Members.

Ref. No. CEN ISO/TR 7250-2:2024 E

Documents
Document Sharing Hub

Full document details: PD CEN ISO/TR 7250-2:2024

European foreword

This document (CEN ISO/TR 7250-2:2024) has been prepared by Technical Committee ISO/TC 159 "Ergonomics" in collaboration with Technical Committee CEN/TC 122 “Ergonomics” the secretariat of which is held by DIN.

Attention is drawn to the possibility that some of the elements of this document may be the subject of patent rights. CEN shall not be held responsible for identifying any or all such patent rights.

This document supersedes CEN ISO/TR 7250-2:2011 and CEN ISO/TR 7250-2:2011/A1:2013.

Any feedback and questions on this document should be directed to the users’ national standards body/national committee. A complete listing of these bodies can be found on the CEN website.

Endorsement notice

The text of ISO/TR 7250-2:2024 has been approved by CEN as CEN ISO/TR 7250-2:2024 without any modification.

Documents
Document Sharing Hub

Full document details: PD CEN ISO/TR 7250-2:2024

Contents

Page

Foreword ..... **v**
Introduction ..... **vi**
1 Scope **1**
2 Normative references **1**
3 Terms and definitions **1**
4 Anthropometric measurements **1**
5 Statistical procedures **2**
5.1 Data editing 2
5.2 Statistics 2
5.3 Population stratification 2
5.4 Age stratification 2
5.5 Body measurements for representative body forms 2
6 Background information **2**
6.1 General 2
6.2 Background of database 2
6.2.1 Time period of measurement 2
6.2.2 Location of measurement 2
6.2.3 Demographic data 3
6.2.4 Publication on the anthropometric research 3
6.3 Representativeness of the sample 3
6.3.1 Sampling method 3
6.3.2 Information on secular change 3
6.4 Accuracy and reliability of measurements 3
6.4.1 Skill of measurers 3
6.4.2 Measurements from 3D scanners 3
7 Procedure for presenting member body statistics **3**
7.1 General 3
7.2 Submission of data 4
7.3 One data set from each member body 4
7.4 Meeting the criteria outlined in 5.2, 5.3 and 5.4 4
7.5 Measurement of possible errors 4
7.5.1 General 4
7.5.2 Minima and maxima 4
7.5.3 Percentile values 4
7.5.4 Standard deviation (SD) 4
7.5.5 Comparison of mean or P50 values from member bodies 4
7.6 Marks on values likely to be in error 4
8 Statistics for ISO national members **5**
8.1 General 5
8.2 Austria 5
8.3 Germany 5
8.4 Italy 9
8.5 Japan 15
8.6 Kenya 20
8.7 The Republic of Korea 24
8.8 The Netherlands 29
8.9 Thailand 33
8.10 The United States of America 37
8.11 China 42
8.12 India 46
8.13 Sweden 51
8.14 Brazil 55

© ISO 2024 – All rights reserved

AVA Documents
Document Sharing Hub

Full document details: PD CEN ISO/TR 7250-2:2024

Annex A (informative) **Maximum allowable difference between values obtained by the method described in ISO 7250-1 and by other methods** **61**

Annex B (informative) **Scan-derived data not evaluated for comparability with traditional manual measurements** **62**

Bibliography **68**

© ISO 2024 – All rights reserved

Documents
Document Sharing Hub

Full document details: PD CEN ISO/TR 7250-2:2024

Foreword

ISO (the International Organization for Standardization) is a worldwide federation of national standards bodies (ISO member bodies). The work of preparing International Standards is normally carried out through ISO technical committees. Each member body interested in a subject for which a technical committee has been established has the right to be represented on that committee. International organizations, governmental and non-governmental, in liaison with ISO, also take part in the work. ISO collaborates closely with the International Electrotechnical Commission (IEC) on all matters of electrotechnical standardization.

The procedures used to develop this document and those intended for its further maintenance are described in the ISO/IEC Directives, Part 1. In particular, the different approval criteria needed for the different types of ISO document should be noted. This document was drafted in accordance with the editorial rules of the ISO/IEC Directives, Part 2 (see www.iso.org/directives).

ISO draws attention to the possibility that the implementation of this document may involve the use of (a) patent(s). ISO takes no position concerning the evidence, validity or applicability of any claimed patent rights in respect thereof. As of the date of publication of this document, ISO had not received notice of (a) patent(s) which may be required to implement this document. However, implementers are cautioned that this may not represent the latest information, which may be obtained from the patent database available at www.iso.org/patents. ISO shall not be held responsible for identifying any or all such patent rights.

Any trade name used in this document is information given for the convenience of users and does not constitute an endorsement.

For an explanation of the voluntary nature of standards, the meaning of ISO specific terms and expressions related to conformity assessment, as well as information about ISO's adherence to the World Trade Organization (WTO) principles in the Technical Barriers to Trade (TBT), see www.iso.org/iso/foreword.html.

This document was prepared by Technical Committee ISO/TC 159, *Ergonomics*, Subcommittee SC 3, *Anthropometry and biomechanics,* in collaboration with the European Committee for Standardization (CEN) Technical Committee CEN/TC 122, *Ergonomics,* in accordance with the Agreement on technical cooperation between ISO and CEN (Vienna Agreement).

This second edition cancels and replaces the first edition (ISO/TR 7250-2:2010), which has been technically revised. It also incorporates the Amendment ISO/TR 7250-2:2010/Amd 1:2013.

The main changes are as follows:

— measurement item numbers have been updated to harmonize with ISO 7250-1;

— statistics for the male and female combined data have been deleted;

— data from the Republic of Korea have been updated;

— new data from Sweden and Brazil have been added;

— scan-derived data not evaluated for comparability with traditional manual measurements from Canada have been included in Annex B (informative).

A list of all parts in the ISO 7250 series can be found on the ISO website.

Any feedback or questions on this document should be directed to the user's national standards body. A complete listing of these bodies can be found at www.iso.org/members.html.

© ISO 2024 – All rights reserved

Documents
Document Sharing Hub
Full document details: PD CEN ISO/TR 7250-2:2024

Introduction

Anthropometric data used for technological design have been included in many ISO product standards. However, different review cycles make it impossible for simultaneous revision of these product standards as new anthropometric data become available. This document is intended to serve as a continually updated repository of the most current national anthropometric data. It is intended to make current and updated anthropometric data available for inclusion by reference in the various ISO product standards requiring ISO 7250-1 body measurement input, wherever national specificity of design parameters is required.

Body dimensions of people have been increasing in many countries over the past few decades. The rate of increase differs from country to country. In areas experiencing significant secular change, the statistical summaries described in this document will become outdated sooner. Therefore, it is intended that statistical summaries of human body measurements described in this document be updated as new data become available.

This document provides body dimensions data for people of "working age". In order to provide practical data, the working age population is not defined and the decision is left to each country, because working age differs between countries. However, data for children under 16 years are not included.

To ensure the comparability of measurements, body dimensions in this document are measured according to ISO 7250-1. To ensure the reliability of statistical data, databases from which statistics are calculated adhere to ISO 15535:2012 and ISO 15535:2023.

© ISO 2024 – All rights reserved

Documents
Document Sharing Hub
Full document details: PD CEN ISO/TR 7250-2:2024

Basic human body measurements for technological design —

Part 2: Statistical summaries of body measurements from national populations

1 Scope

This document provides statistical summaries of body measurements measured according to ISO 7250-1, together with database background information for working age people prepared according to ISO 15535:2012 in the national populations of individual ISO member bodies. This document also describes the process of the measurement and preparation of statistical summaries.

2 Normative references

There are no normative references in this document.

3 Terms and definitions

For the purposes of this document, the following terms and definitions apply.

ISO and IEC maintain terminology databases for use in standardization at the following addresses:

— ISO Online browsing platform: available at https://www.iso.org/obp

— IEC Electropedia: available at https://www.electropedia.org/

3.1
secular change
change in mean body dimensions of a specific group over time

Note 1 to entry: The direction of change can be positive or negative.

4 Anthropometric measurements

Measuring conditions and definitions of measurements in this document are the same as those described in ISO 7250-1. Body measurements are described in millimetres (mm) or kilograms (kg).

Body measurements obtained from 3D systems or obtained using instruments different from those described in ISO 7250-1 are confirmed by member bodies to be sufficiently close to those produced by the traditional methods of ISO 7250-1 according to ISO 20685-1:2018, Clause 5. Annex B provides further information on scan-derived databases.

Sometimes a measurement is not performed exactly as described in ISO 7250-1, but is very similar. In such cases, the measurement may be substituted for the ISO 7250-1 measurement if its value is adequately close. To judge closeness, the method described in ISO 20685-1 is used. The criteria for the judgment are given in Annex A.

The measured side (right or left) is described.

© ISO 2024 – All rights reserved

Documents
Document Sharing Hub
Full document details: PD CEN ISO/TR 7250-2:2024

When measurements not described in ISO 7250-1 are also available, the number of these measurements and the reference are provided.

Age statistics are tabulated similarly and presented together with the anthropometric measurements.

5 Statistical procedures

5.1 Data editing

Before calculating statistical values, irregular values are detected and reviewed according to ISO 15535:2012, Annex F or ISO 15535:2023, Annex F.

5.2 Statistics

In this document, the following statistics are described for each measurement: sample size, mean, standard deviation (SD) and 1st, 5th, 50th, 95th and 99th percentile values.

5.3 Population stratification

Population can be stratified by gender, age, location, occupation or education. To keep this document at a reasonable size, statistics are presented for females and males, but not for other strata.

5.4 Age stratification

In order to provide practical data and to keep this document at a reasonable size, only one age group, including all working-age people, is considered.

5.5 Body measurements for representative body forms

Measurements for body forms representing large, medium and small types are useful for technological design. While the medium type can be represented by P50 values for all measurements, fixed percentile options are problematic for extreme body forms, such as those derived from all P5 or P95 values. When sitting height and leg length are P5, height is smaller than P5. Though such a problem is well recognized, there is no consensus on the method for obtaining measurements for body forms statistically representing the variation in a population. Considering this lack of consensus, such data is not presented in this document.

6 Background information

6.1 General

Statistics of body dimensions are described together with the following information for users to judge their reliability and context.

6.2 Background of database

6.2.1 Time period of measurement

Year(s) of measurement.

6.2.2 Location of measurement

Name of the country and city.

© ISO 2024 – All rights reserved

Documents
Document Sharing Hub
Full document details: PD CEN ISO/TR 7250-2:2024

6.2.3 Demographic data

For demographic data (e.g. gender, age), information on the following items is provided:

a) definition of the working age;

b) description of participants;

c) number of participants by gender;

d) 10-year age groups.

When more than one subgroup based on criteria other than the age and gender is involved, the percentage of each subgroup is provided, if necessary.

6.2.4 Publication on the anthropometric research

The author, publication year, title of the publication and the name of publisher are provided when the data have been published.

6.3 Representativeness of the sample

6.3.1 Sampling method

A description is given of the grounds on which the sample was judged to be representative of the intended population. These include a measurement of the sampling method and can also include the comparison of height and weight in the measured sample data with those from a large sample representing the intended population. If the data need to be weighted in order to be representative, then the weighting method is described.

6.3.2 Information on secular change

When significant secular changes are occurring, information on the rate of change over the past few decades is presented when available, and appropriate references are given.

6.4 Accuracy and reliability of measurements

6.4.1 Skill of measurers

The number of measurers and information on the skill of each measurer, such as intra-observer mean absolute difference or technical error of measurement (TEM) or repeated measurements, are shown when such data are available. When more than one measurer is involved, the methods used to control the quality of the measurement technique are documented. When the research is continued for more than one month, the method of quality control during the research period is documented.

6.4.2 Measurements from 3D scanners

When measurements are extracted from 3D scans, the results are compared to measurements obtained by traditional methods using the procedures in ISO 20685-1:2018, Clause 5. Similarly, measurements taken using instruments not described in ISO 7250-1 are compared to those obtained by traditional methods.

7 Procedure for presenting member body statistics

7.1 General

This clause describes how the statistics given in this document are gathered and checked.

© ISO 2024 – All rights reserved

Documents
Document Sharing Hub
Full document details: PD CEN ISO/TR 7250-2:2024

7.2 Submission of data

Users of this document and ISO member bodies are encouraged to submit anthropometric data for this document. Users with knowledge of additional anthropometric data can contribute by contacting their ISO member body. When information is received, it is processed as described in this clause.

7.3 One data set from each member body

In the case of countries with more than one possible database, the member body determines which of the databases is to be used. If more than one set of statistics is submitted, the member body will be asked to choose only one data set.

7.4 Meeting the criteria outlined in 5.2, 5.3 and 5.4

Member bodies will provide summary statistics that meet the criteria outlined in 5.2, 5.3 and 5.4. If the criteria are not met on the first submission, the member body will be asked to resubmit the statistics according to the criteria.

7.5 Measurement of possible errors

7.5.1 General

Recognizing that errors can accidentally occur in any data set, the submitted summary statistics are measured for reasonableness. The steps used are those in 7.5.2 to 7.5.5.

7.5.2 Minima and maxima

The minima and maxima for each dimension are measured, comparing them to minima and maxima from other member body submissions. If minima or maxima are likely to be the result of errors, the member body will be contacted to verify the submission.

7.5.3 Percentile values

The distance of the P1 and P99, P5 and P95 from the P50 percentile value are measured. If the distant percentiles are unusually distant from the P50, the member body will be contacted to verify the submission.

7.5.4 Standard deviation (SD)

The SD is compared to the SD submitted by other member bodies. If the SD is unusually large or unusually small, the member body will be contacted to verify the submission.

7.5.5 Comparison of mean or P50 values from member bodies

The mean or P50 values are measured with respect to mean or P50 values from other member bodies to make sure that the dimension being reported is that described in ISO 7250-1. If it appears that a different measuring technique, or different measurement definition, has been used, the member body will be contacted to verify the measurement procedure.

7.6 Marks on values likely to be in error

If resubmitted summary statistics are still likely to be in error, the published values are marked with a footnote.

© ISO 2024 – All rights reserved

Documents
Document Sharing Hub

Full document details: PD CEN ISO/TR 7250-2:2024

8 Statistics for ISO national members

8.1 General

Background information and a statistical summary from each member body are presented in separate tables in this clause.

— Data from Germany are in Table 1 and Table 2.

— Data from Italy are in Table 3 and Table 4.

— Data from Japan are in Table 5 and Table 6.

— Data from Kenya are in Table 7 and Table 8.

— Data from the Republic of Korea are in Table 9 and Table 10.

— Data from the Netherlands are in Table 11 and Table 12.

— Data from Thailand are in Table 13 and Table 14.

— Data from the United States of America are in Table 15 and Table 16.

— Data from China are in Table 17 and Table 18.

— Data from India are in Table 19 and Table 20.

— Data from Sweden are in Table 21 and Table 22.

— Data from Brazil are in Table 23 and Table 24.

8.2 Austria

Organization: Austrian Standards Institute

Name of study: —

Austria adopts anthropometric data from DIN 33402-2.

8.3 Germany

Organization: Deutsches Institut für Normung - German Standardization Institute (DIN)

Name of study: —

Table 1 — Germany: Database

1 Measurement		
1.1	Measured side (right/left)	Right
1.2	Measurement definitions different from those described in ISO 7250-1	None
1.3	Substituted measurements	
1.4	Number of measurements not described in ISO 7250-1	
2 Age range		

© ISO 2024 – All rights reserved

Documents
Document Sharing Hub
Full document details: PD CEN ISO/TR 7250-2:2024

Table 1 *(continued)*

2.1	Working age	18 to 65
2.2	Age range of participants	18 to 65
3 Background data		
3.1	Time period of measurement	1999 to 2002
3.2	Location of measurement	Different areas of Germany
3.3	Survey sample	Representative (regional, social, ethnic)
3.4	Publication	DIN 33402-2
4 Representativeness of the sample		
4.1	Sampling method	
4.2	Information on secular change	The secular trend in Germany has stopped.
5 Accuracy and reliability of measurements		
5.1	Intra- and inter-observer error rates	Exist
5.2	Measurements from 3D scanners	None
5.3	Other measurement not taken using instruments described in ISO 7250-1	None
5.4	Type of clothing	Without shoes, minimal clothing

Table 2 — Germany: Statistical summary

No.	ISO 7250-1:2017			Sample size *n*	Mean	SD	P1	P5	P50	P95	P99
	Sub-clause	Measurement									
		Age	Male								
			Female								
1	6.1.1	Body mass (weight), kg	Male					64	79	100	
			Female					52	66	87	
2	6.1.2	Stature (body height)	Male					1 650	1 750	1 855	
			Female					1 535	1 625	1 720	
3	6.1.3	Eye height	Male					1 530	1 630	1 735	
			Female					1 430	1 515	1 605	
4	6.1.4	Shoulder height	Male					1 345	1 450	1 550	
			Female					1 260	1 345	1 425	
5	6.1.5	Elbow height	Male					1 025	1 100	1 175	
			Female					960	1 020	1 080	
6	6.1.6	Iliac spine height, standing	Male								
			Female								
7	6.1.7	Crotch height	Male					760	830	905	
			Female					710	775	830	
8	6.1.8	Tibial height	Male					430	460	480	
			Female					400	425	450	

© ISO 2024 – All rights reserved

Documents
Document Sharing Hub
Full document details: PD CEN ISO/TR 7250-2:2024

Table 2 *(continued)*

No.	ISO 7250-1:2017			Sample size *n*	Mean	SD	P1	P5	P50	P95	P99
	Sub-clause	Measurement									
9	6.1.9	Chest depth, standing	Male					195	225	270	
			Female					165	190	235	
10	6.1.10	Body depth, standing	Male					260	285	380	
			Female					245	290	345	
11	6.1.11	Chest breadth, standing	Male								
			Female								
12	6.1.12	Hip breadth, standing	Male					340	360	385	
			Female					340	365	400	
13	6.2.1	Sitting height (erect)	Male					855	910	965	
			Female					810	860	910	
14	6.2.2	Eye height, sitting	Male					740	795	855	
			Female					705	755	805	
15	6.2.3	Cervical height, sitting	Male								
			Female								
16	6.2.4	Shoulder height, sitting	Male					570	625	670	
			Female					540	590	630	
17	6.2.5	Elbow height, sitting	Male					210	240	285	
			Female					185	230	275	
18	6.2.6	Shoulder-elbow length	Male					330	365	400	
			Female					290	320	350	
19	6.2.7	Shoulder (biacromial) breadth	Male					370	405	435	
			Female					345	370	400	
20	6.2.8	Shoulder (bideltoid) breadth	Male					440	480	525	
			Female					395	435	485	
21	6.2.9	Elbow-to-elbow breadth	Male					415	480	555	
			Female					395	485	555	
22	6.2.10	Hip breadth, sitting	Male					350	375	420	
			Female					360	390	460	
23	6.2.11	Popliteal height, sitting	Male					410	450	490	
			Female					375	415	450	
24	6.2.12	Thigh clearance	Male					130	150	180	
			Female					125	145	175	
25	6.2.13	Knee height, sitting	Male					495	535	585	
			Female					460	500	545	
26	6.2.14	Abdominal depth, sitting	Male					200	280	330	
			Female					205	250	325	
27	6.2.15	Thorax depth	Male								
			Female								
28	6.2.16	Buttock-abdomen depth, sitting	Male								
			Female								
29	6.3.1	Hand length (stylion)	Male					175	189	207	
			Female					162	177	193	

© ISO 2024 – All rights reserved

Documents
Document Sharing Hub
Full document details: PD CEN ISO/TR 7250-2:2024

Table 2 *(continued)*

No.	ISO 7250-1:2017			Sample size *n*	Mean	SD	P1	P5	P50	P95	P99
	Sub-clause	Measurement									
30	6.3.2	Palm length	Male					104	111	121	
			Female					92	100	108	
31	6.3.3	Hand breadth at metacarpals	Male					80	87	94	
			Female								
32	6.3.4	Index finger length	Male					68	75	83	
			Female					62	69	77	
33	6.3.5	Index finger breadth, proximal	Male					19	21	23	
			Female					17	19	21	
34	6.3.6	Index finger breadth, distal	Male					17	18	20	
			Female					14	16	18	
35	6.3.7	Foot length	Male					245	265	285	
			Female					225	245	260	
36	6.3.8	Foot breadth	Male					92	101	111	
			Female					83	92	102	
37	6.3.9	Head length	Male					185	195	205	
			Female					170	185	195	
38	6.3.10	Head breadth	Male					145	155	165	
			Female					140	150	160	
39	6.3.11	Face length (menton-sellion)	Male					105	115	130	
			Female					95	110	125	
40	6.3.12	Head circumference	Male					545	570	600	
			Female					520	545	570	
41	6.3.13	Sagittal arc	Male					330	350	375	
			Female					310	330	360	
42	6.3.14	Bitragion arc	Male					340	365	385	
			Female					320	335	360	
43	6.3.15	Thumb length	Male								
			Female								
44	6.3.16	Thumb breadth	Male								
			Female								
45	6.3.17	Hand thickness	Male								
			Female								
46	6.3.18	Hand breadth, including thumb	Male								
			Female								
47	6.3.19	Arm circumference flexed	Male								
			Female								
48	6.3.20	Forearm circumference flexed	Male								
			Female								
49	6.4.1	Wall-acromion distance	Male								
			Female								
50	6.4.2	Grip reach; forward reach	Male					685	740	815	
			Female					625	690	750	

© ISO 2024 – All rights reserved

Documents
Document Sharing Hub

Full document details: PD CEN ISO/TR 7250-2:2024

Table 2 *(continued)*

No.	ISO 7250-1:2017			Sample size *n*	Mean	SD	P1	P5	P50	P95	P99
	Sub-clause	Measurement									
51	6.4.3	Elbow-wrist length	Male								
			Female								
52	6.4.4	Elbow-grip length	Male					325	350	390	
			Female					295	315	350	
53	6.4.5	Fist (grip axis) height	Male					730	765	825	
			Female					670	715	760	
54	6.4.6	Forearm-fingertip length	Male					440	475	510	
			Female					400	430	465	
55	6.4.7	Buttock-popliteal length (seat depth)	Male					450	495	540	
			Female					435	485	530	
56	6.4.8	Buttock-knee length	Male					565	610	655	
			Female					545	590	640	
57	6.4.9	Neck circumfer-ence	Male					335	380	410	
			Female					305	345	385	
58	6.4.10	Chest circumfer-ence	Male					870	975	1 110	
			Female					850	990	1 180	
59	6.4.11	Waist circumfer-ence	Male					700	875	1 010	
			Female					665	790	990	
60	6.4.12	Wrist circumfer-ence	Male					160	175	190	
			Female					150	165	180	
61	6.4.13	Thigh circumfer-ence	Male					490	570	640	
			Female					485	565	670	
62	6.4.14	Calf circumference	Male					325	375	415	
			Female					325	360	415	

8.4 Italy

Organization: Ente Nazionale Italiano di Unificazione (UNI)

Name of study: “Italia si misura” project

Table 3 — Italy: Database

1 Measurement		
1.1	Measured side (right/left)	Right
1.2	Measurement definitions different from those described in ISO 7250-1	None

© ISO 2024 – All rights reserved

Documents
Document Sharing Hub
Full document details: PD CEN ISO/TR 7250-2:2024

Table 3 *(continued)*

1.3	Substituted measurements	6.1.7 crotch height: obtained from the difference of stature less sitting height (6.1.2 – 6.2.1). 6.2.3 cervical height, sitting and 6.2.4 shoulder height, sitting as the difference of stature less cervical height, standing and stature less shoulder height, standing from sitting height: 6.2.3= [6.2.1– (6.1.2 – cervical height, standing)] and 6.2.4 = [6.2.1– (6.1.2 – shoulder height standing)].
1.4	Number of measurements not described in ISO 7250-1	Five measurements: Cervical height, standing (see Reference [2], no. 11) , cristal height (see Reference [3], Altezza Crista iliaca), bi-cristal breadth, shoulder height, standing (see References [2] and [3]), styloid height, standing, (see References [2] and [3])
2 Age range		
2.1	Working age	Age 17 to 84: the full sample (n = 4 135)
2.2	Age range of participants	Age 18 to 65: the sample used for this statistical presentation (n = 4 020)
3 Background data		
3.1	Time period of measurement	1990 to 1991, July to September
3.2	Location of measurement	Province of Ancona (postcode 60 100) littoral from Senigallia to Numana (1990): mainly centre-north Italian population; province of Naples (postcode 80 100) littoral from Pozzuoli to Sorrento (1991): mainly south Italian population. Independent of measurement location, participants' origins are identified by their birth location, first two digits of Italian post office postcode: centre-north < 70 south W70. Postcode is a geographical (west < east, north < south, 00 Rome) and numerical variable that allows the arrangement of cases according to the user's needs. 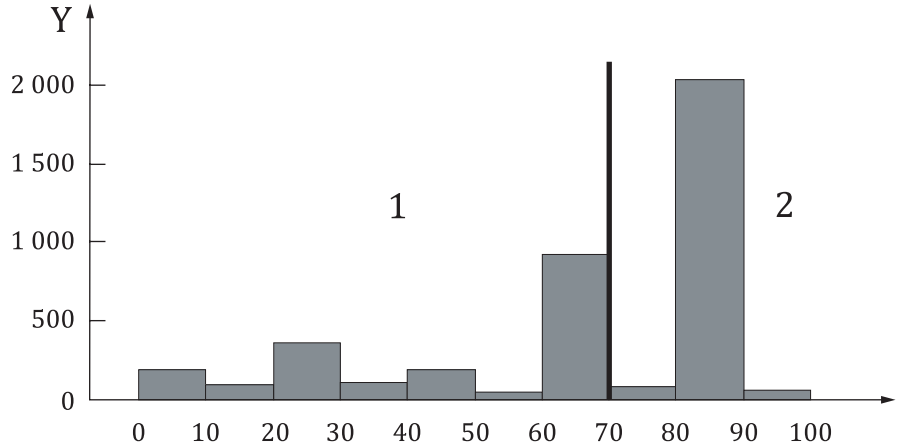 Y frequency 1 centre-north 2 south
3.3	Survey sample	Approximately 2 300 males and 1 850 females (the correct number is reported for each variable) distributed in almost equivalent centre-north Italy (Ancona) and south Italy (Naples) locations. The subdivision of centre-north and south population is based on ISTAT (Italian Statistical Body) military recruitment standards. The participants are common volunteer adult people present on the survey site (beach). The choice of seashore in holiday time was to approach a reasonably non-specific population sample to incidentally measure people that had time to spend and no difficulty concerning clothing, making no selection of the volunteers. The choice of the site avoided socially selected locations.
3.4	Publication	Reference [4] Reference [5] Reference [6] Reference [7]

© ISO 2024 – All rights reserved

Documents
Document Sharing Hub
Full document details: PD CEN ISO/TR 7250-2:2024

Table 3 *(continued)*

4 Representativeness of the sample		
4.1	Sampling method	The age and gender frequencies reflect the proportions of the people at the beach and their willingness to collaborate. This can initially appear to present a serious restriction of the sample. However, the distribution resembles a section of the natural distribution of the population by age (the "Lexis curve"), and consequently, the bias is not expected to be critical, considering the primary object of the research. To balance the sample by gender, the samples are weighted equally (weight coefficients: 0,898 males and 1,129 females), keeping the total number equal to the original sample 4 020 ± 1.
4.2	Information on secular change	Sample shows an inner tendency of change that combines “secular trend” and “ageing”. **Female stature by age classes** 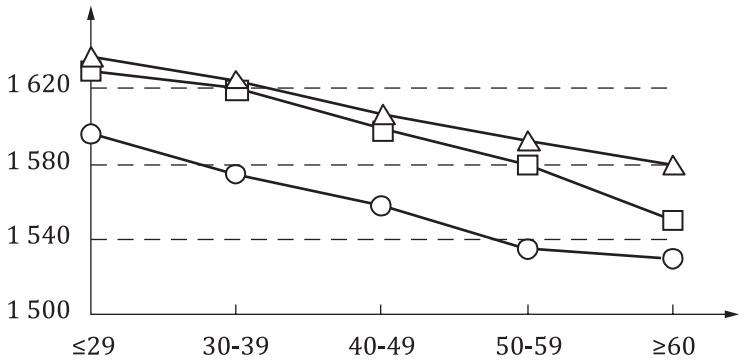 **Male stature by age classes** 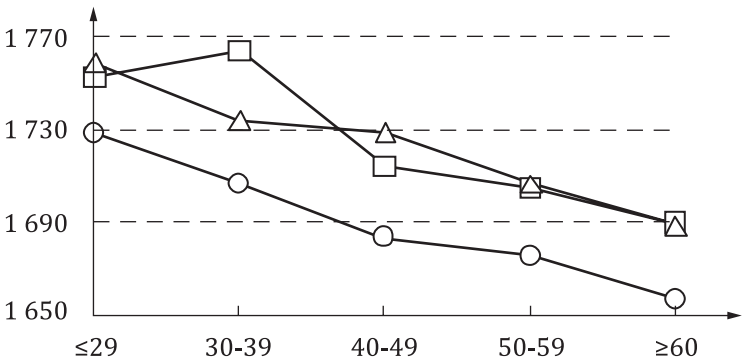 △ north □ centre ○ south
5 Accuracy and reliability of measurements		
5.1	Intra- and inter-observer error rates	The survey was carried out by a team of four (two male and two female) operators: physical education graduates (Ancona) and Doctor of Medicine graduate students (Naples), supervised by an expert anthropometrist and certified ergonomist. No specific intra- and inter-observer measurement of error rates were performed. Original forms consent to identify operators. All measurements and statistics are taken and rounded in units of millimetres and kilograms.
5.2	Measurements from 3D scanners	None
5.3	Other measurement not taken using instruments described in ISO 7250-1	None
5.4	Type of clothing	Participants' own bathing suits.

© ISO 2024 – All rights reserved

Documents
Document Sharing Hub
Full document details: PD CEN ISO/TR 7250-2:2024

Table 4 — Italy: Statistical summary

No.	ISO 7250-1:2017			Sample size *n*	Mean	SD	P1	P5	P50	P95	P99
	Sub-clause	Measurement									
		Age	Male	2 011	38	13	19	20	37	60	64
			Female	2 011	36	13	19	19	35	59	64
1	6.1.1	Body mass (weight), kg	Male	1 974	76	10	54	60	75	93	103
			Female	1 980	60	9	43	48	59	78	88
2	6.1.2	Stature (body height)	Male	2 011	1 716	69	1 563	1 601	1 714	1 834	1 883
			Female	2 011	1 592	64	1 443	1 490	1 590	1 695	1 757
3	6.1.3	Eye height	Male								
			Female								
4	6.1.4	Shoulder height	Male	1 919	1 410	56	1 303	1 323	1 405	1 508	1 553
			Female	1 990	1 303	58	1 166	1 210	1 302	1 394	1 448
5	6.1.5	Elbow height	Male	2 002	1 084	51	967	1 004	1 082	1 170	1 205
			Female	1 995	1 001	48	888	925	1 000	1 078	1 114
6	6.1.6	Iliac spine height, standing	Male								
			Female								
7[a]	6.1.7	Crotch height	Male	1 967	836	47	732	760	834	914	945
			Female	2 001	757	42	655	689	756	827	864
8	6.1.8	Tibial height	Male	1 991	457	31	397	411	454	511	538
			Female	1 970	432	28	373	386	431	480	497
9	6.1.9	Chest depth, standing	Male	2 006	215	23	166	180	214	255	277
			Female	2 004	188	27	138	152	185	235	271
10	6.1.10	Body depth, standing	Male								
			Female								
11	6.1.11	Chest breadth, standing	Male								
			Female								
12	6.1.12	Hip breadth, standing	Male								
			Female								
13	6.2.1	Sitting height (erect)	Male	1 986	883	38	804	820	882	946	976
			Female	2 005	835	37	747	775	835	894	918
14	6.2.2	Eye height, sitting	Male								
			Female								
15[a]	6.2.3	Cervical height, sitting	Male	1 976	643	35	563	586	642	702	730
			Female	1 970	604	33	529	550	604	659	685
16[a]	6.2.4	Shoulder height, sitting	Male	1 893	573	34	501	520	571	631	660
			Female	1 924	550	34	484	501	549	602	629
17	6.2.5	Elbow height, sitting	Male	2 000	238	32	164	186	237	291	314
			Female	1 988	238	28	170	190	238	283	303
18	6.2.6	Shoulder-elbow length	Male	1 950	322	22	277	288	322	357	381
			Female	1 922	303	22	259	270	302	339	360
19	6.2.7	Shoulder (biacromial) breadth	Male	2 005	392	27	325	344	395	435	450
			Female	1 981	345	21	291	308	345	379	390
20	6.2.8	Shoulder (bideltoid) breadth	Male	2 001	460	26	404	421	459	500	519
			Female	1 988	409	27	353	368	406	459	479

© ISO 2024 – All rights reserved

Documents
Document Sharing Hub
Full document details: PD CEN ISO/TR 7250-2:2024

Table 4 *(continued)*

No.	ISO 7250-1:2017			Sample size *n*	Mean	SD	P1	P5	P50	P95	P99
	Sub-clause	Measurement									
21	6.2.9	Elbow-to-elbow breadth	Male	2 006	498	45	379	420	499	571	594
			Female	1 998	443	46	338	372	442	525	570
22	6.2.10	Hip breadth, sitting	Male	1 989	350	28	285	305	343	397	431
			Female	1 995	359	33	292	312	355	417	465
23	6.2.11	Popliteal height, sitting	Male	1 994	461	30	399	412	460	511	536
			Female	1 999	413	34	342	362	411	472	496
24	6.2.12	Thigh clearance	Male	2 003	138	14	104	116	138	160	172
			Female	1 998	134	16	101	110	134	159	171
25	6.2.13	Knee height, sitting	Male	2 007	531	30	464	486	530	582	602
			Female	2 005	484	30	412	439	483	537	563
26	6.2.14	Abdominal depth, sitting	Male	1 881	246	37	180	194	243	307	339
			Female	1 856	233	45	154	175	225	320	360
27	6.2.15	Thorax depth	Male								
			Female								
28	6.2.16	Buttock-abdomen depth, sitting	Male								
			Female								
29	6.3.1	Hand length (stylion)	Male	1 906	193	10	168	175	193	210	211
			Female	1 882	176	9	155	163	176	190	200
30	6.3.2	Palm length perpendicular	Male								
			Female								
31	6.3.3	Hand breadth at metacarpals	Male	1 944	93	9	76	79	92	110	112
			Female	1 678	80	7	67	70	80	90	90
32	6.3.4	Index finger length	Male								
			Female								
33	6.3.5	Index finger breadth, proximal	Male	990	19	2	16	17	19	21	23
			Female	1 003	17	2	14	15	16	20	21
34	6.3.6	Index finger breadth, distal	Male								
			Female								
35	6.3.7	Foot length	Male	1 991	262	12	234	242	261	282	291
			Female	2 001	237	11	211	220	236	256	267
36	6.3.8	Foot breadth	Male	1 989	99	7	84	88	99	110	115
			Female	1 923	90	6	80	82	90	100	106
37	6.3.9	Head length	Male	1 935	191	7	176	179	191	203	206
			Female	1 739	181	6	167	172	181	192	197
38	6.3.10	Head breadth	Male	2 004	153	7	136	141	153	164	168
			Female	1 961	145	7	130	134	145	156	161
39	6.3.11	Face length (menton-sellion)	Male								
			Female								
40	6.3.12	Head circumference	Male								
			Female								
41	6.3.13	Sagittal arc	Male								
			Female								

© ISO 2024 – All rights reserved

Documents
Document Sharing Hub
Full document details: PD CEN ISO/TR 7250-2:2024

Table 4 *(continued)*

No.	ISO 7250-1:2017			Sample size *n*	Mean	SD	P1	P5	P50	P95	P99
	Sub-clause	Measurement									
42	6.3.14	Bitragion arc	Male								
			Female								
43	6.3.15	Thumb length	Male								
			Female								
44	6.3.16	Thumb breadth	Male								
			Female								
45	6.3.17	Hand thickness	Male								
			Female								
46	6.3.18	Hand breadth, including thumb	Male								
			Female								
47	6.3.19	Arm circumference flexed	Male								
			Female								
48	6.3.20	Forearm circumference flexed	Male								
			Female								
49	6.4.1	Wall-acromion distance	Male								
			Female								
50	6.4.2	Grip reach; forward reach	Male								
			Female								
51	6.4.3	Elbow-wrist length	Male	1 899	247	22	204	213	246	282	310
			Female	1 575	224	17	200	202	222	253	279
52	6.4.4	Elbow-grip length	Male								
			Female								
53	6.4.5	Fist (grip axis) height	Male								
			Female								
54	6.4.6	Forearm-fingertip length	Male								
			Female								
55	6.4.7	Buttock-popliteal length (seat depth)	Male	1 992	481	29	413	434	480	529	546
			Female	1 988	475	28	409	427	475	520	541
56	6.4.8	Buttock-knee length	Male								
			Female								
57	6.4.9	Neck circumference	Male								
			Female								
58	6.4.10	Chest circumference	Male	1 965	983	72	835	870	980	1 110	1 175
			Female	1 985	849	97	665	705	840	1 020	1 111
59	6.4.11	Waist circumference	Male	1 978	893	97	700	740	894	1 059	1 160
			Female	1 973	778	117	591	630	750	1 010	1 110
60	6.4.12	Wrist circumference	Male								
			Female								
61	6.4.13	Thigh circumference	Male								
			Female								
62	6.4.14	Calf circumference	Male								
			Female								

© ISO 2024 – All rights reserved

Documents
Document Sharing Hub
Full document details: PD CEN ISO/TR 7250-2:2024

Table 4 *(continued)*

No.	ISO 7250-1:2017			Sample size *n*	Mean	SD	P1	P5	P50	P95	P99
	Sub-clause	Measurement									
[a] Definition is different from ISO 7250-1 or substituted. See Table 3.											

8.5 Japan

Organization: Japanese Industrial Standards Committee (JISC)

Name of study: Size JPN 2004-06 project, AIST data

Table 5 — Japan: Database

1 Measurement		
1.1	Measured side (right/left)	Right
1.2	Measurement definitions different from those described in ISO 7250-1	6.3.12 (Head circumference): tape measure passes glabella.
1.3	Substituted measurements	None
1.4	Number of measurements not described in ISO 7250-1	99 for females, 93 for males
2 Age range		
2.1	Working age	20 to 65
2.2	Age range of participants	20 to 65
3 Background data		
3.1	Time period of measurement	Size JPN 2004-06: 2004-10-18 to 2006-10-06 AIST data: 2004-12-10 to 2019-5-17
3.2	Location of measurement	Size JPN 2004-06: Tokyo, Osaka, Moriguchi and Kobe. AIST data: Tokyo and its outskirts

© ISO 2024 – All rights reserved

Documents
Document Sharing Hub
Full document details: PD CEN ISO/TR 7250-2:2024

Table 5 *(continued)*

3.3	Survey sample	Participants were paid volunteers aged 20 to 65 years.

Age group	Size JPN 2004-06 Male	Size JPN 2004-06 Female	Size JPN 2004-06 Total	AIST data Male	AIST data Female	AIST data Total
20 to 24	283	350	633	89	39	128
25 to 29	315	303	618	81	55	136
30 to 34	340	298	638	52	43	95
35 to 39	398	283	681	40	34	74
40 to 44	343	261	604	25	28	53
45 to 49	319	229	548	26	10	36
50 to 54	338	242	580	17	7	24
55 to 59	293	248	541	17	4	21
60 to 64	197	218	415	4	0	4
65	59	44	103	3	0	3

3.4	Publication	Reference [8] for Size JPN 2004-06, Reference [18] for AIST data.
4 Representativeness of the sample		
4.1	Sampling method	Participants were volunteers. The mean height and mean weight of the participants were within ±15 mm and ±1,5 kg of the national average in 2005 according to the Ministry of Education, Sports and Science, except for the male 20 to 24 year old group (19 mm smaller and 3,5 kg lighter).
4.2	Information on secular change	Significant secular change has been observed in the working age population in Japan. The rate of increase in the mean height of 20-year-old males and females is shown in the following table based on statistics from the Japanese government. Secular increase in mean height ceased in the generation born in and after the 1980s.

Rate of secular change in mean height of 20-year-old Japanese (cm/decade)

Birth year	Students Male	Students Female	General population Male	General population Female
1940 to 1949	2,42	1,81	3,33	3,75
1950 to 1959	1,48	0,9	2,71	2,01
1960 to 1969	0,95	0,96	2,47	1,14
1970 to 1979	−0,29	0,77	0,79	0,43
1980 to 1989[a]			−0,52	−0,29
1990 to 1996[a]			−0,32	−0,09
20 to 24 years old[a]				

5 Accuracy and reliability of measurements

© ISO 2024 – All rights reserved

Documents
Document Sharing Hub
Full document details: PD CEN ISO/TR 7250-2:2024