PD IEC TR 63358-1:2023

BSI Standards Publication

Graphical symbols for diagrams

Part 1: General, qualifying and generic symbols

Documents
Document Sharing Hub

Full document details: PD IEC TR 63358-1:2023

National foreword

This Published Document is the UK implementation of IEC TR 63358-1:2023.

The UK participation in its preparation was entrusted to Technical Committee GEL/3, Documentation and graphical symbols.

A list of organizations represented on this committee can be obtained on request to its committee manager.

Contractual and legal considerations

This publication has been prepared in good faith, however no representation, warranty, assurance or undertaking (express or implied) is or will be made, and no responsibility or liability is or will be accepted by BSI in relation to the adequacy, accuracy, completeness or reasonableness of this publication. All and any such responsibility and liability is expressly disclaimed to the full extent permitted by the law.

This publication is provided as is, and is to be used at the recipient's own risk.

The recipient is advised to consider seeking professional guidance with respect to its use of this publication.

This publication is not intended to constitute a contract. Users are responsible for its correct application.

This publication is not to be regarded as a British Standard.

© The British Standards Institution 2023
Published by BSI Standards Limited 2023

ISBN 978 0 539 16107 6

ICS 01.080.10

Compliance with a Published Document cannot confer immunity from legal obligations.

This Published Document was published under the authority of the Standards Policy and Strategy Committee on 28 February 2023.

Amendments/corrigenda issued since publication

Date	Text affected

Documents
Document Sharing Hub

Full document details: PD IEC TR 63358-1:2023

IEC TR 63358-1

Edition 1.0 2023-02

TECHNICAL REPORT

colour inside

Graphical symbols for diagrams –
Part 1: General, qualifying and generic symbols

INTERNATIONAL
ELECTROTECHNICAL
COMMISSION

ICS 01.080.10

ISBN 978-2-8322-6436-2

Warning! Make sure that you obtained this publication from an authorized distributor.

® Registered trademark of the International Electrotechnical Commission

Documents
Document Sharing Hub

Full document details: PD IEC TR 63358-1:2023

CONTENTS

FOREWORD 3
INTRODUCTION 5
1 Scope 6
2 Normative references 6
3 Terms and definitions 6
4 Classification of graphical symbols 7
4.1 General symbols 7
4.2 Qualifying symbols 20
4.3 Generic symbols for common use 40
Bibliography 46

Figure 1 – Relationship among types of graphical symbols for diagrams 5

Table 1 – Examples of general symbols applicable in all domains 7
Table 2 – Examples of applicable general symbols specific to binary logic elements 17
Table 3 – Examples of qualifying symbols 20
Table 4 – Examples of generic symbols 41

Documents
Document Sharing Hub

Full document details: PD IEC TR 63358-1:2023

INTERNATIONAL ELECTROTECHNICAL COMMISSION

GRAPHICAL SYMBOLS FOR DIAGRAMS –

Part 1: General, qualifying and generic symbols

FOREWORD

1) The International Electrotechnical Commission (IEC) is a worldwide organization for standardization comprising all national electrotechnical committees (IEC National Committees). The object of IEC is to promote international co-operation on all questions concerning standardization in the electrical and electronic fields. To this end and in addition to other activities, IEC publishes International Standards, Technical Specifications, Technical Reports, Publicly Available Specifications (PAS) and Guides (hereafter referred to as "IEC Publication(s)"). Their preparation is entrusted to technical committees; any IEC National Committee interested in the subject dealt with may participate in this preparatory work. International, governmental and non-governmental organizations liaising with the IEC also participate in this preparation. IEC collaborates closely with the International Organization for Standardization (ISO) in accordance with conditions determined by agreement between the two organizations.
2) The formal decisions or agreements of IEC on technical matters express, as nearly as possible, an international consensus of opinion on the relevant subjects since each technical committee has representation from all interested IEC National Committees.
3) IEC Publications have the form of recommendations for international use and are accepted by IEC National Committees in that sense. While all reasonable efforts are made to ensure that the technical content of IEC Publications is accurate, IEC cannot be held responsible for the way in which they are used or for any misinterpretation by any end user.
4) In order to promote international uniformity, IEC National Committees undertake to apply IEC Publications transparently to the maximum extent possible in their national and regional publications. Any divergence between any IEC Publication and the corresponding national or regional publication shall be clearly indicated in the latter.
5) IEC itself does not provide any attestation of conformity. Independent certification bodies provide conformity assessment services and, in some areas, access to IEC marks of conformity. IEC is not responsible for any services carried out by independent certification bodies.
6) All users should ensure that they have the latest edition of this publication.
7) No liability shall attach to IEC or its directors, employees, servants or agents including individual experts and members of its technical committees and IEC National Committees for any personal injury, property damage or other damage of any nature whatsoever, whether direct or indirect, or for costs (including legal fees) and expenses arising out of the publication, use of, or reliance upon, this IEC Publication or any other IEC Publications.
8) Attention is drawn to the Normative references cited in this publication. Use of the referenced publications is indispensable for the correct application of this publication.
9) Attention is drawn to the possibility that some of the elements of this IEC Publication may be the subject of patent rights. IEC shall not be held responsible for identifying any or all such patent rights.

IEC TR 63358-1 has been prepared by IEC technical committee 3: Documentation, graphical symbols and representations of technical information. It is a Technical Report.

The text of this Technical Report is based on the following documents:

Draft	Report on voting
3/1488/DTR	3/1539/RVDTR

Full information on the voting for its approval can be found in the report on voting indicated in the above table.

The language used for the development of this Technical Report is English.

This document was drafted in accordance with ISO/IEC Directives, Part 2, and developed in accordance with ISO/IEC Directives, Part 1 and ISO/IEC Directives, IEC Supplement, available at www.iec.ch/members_experts/refdocs. The main document types developed by IEC are described in greater detail at www.iec.ch/standardsdev/publications.

AVA Documents
Document Sharing Hub

The committee has decided that the contents of this document will remain unchanged until the stability date indicated on the IEC website under webstore.iec.ch in the data related to the specific document. At this date, the document will be

- reconfirmed,
- withdrawn,
- replaced by a revised edition, or
- amended.

IMPORTANT – The "colour inside" logo on the cover page of this document indicates that it contains colours which are considered to be useful for the correct understanding of its contents. Users should therefore print this document using a colour printer.

Documents
Document Sharing Hub

Full document details: PD IEC TR 63358-1:2023

INTRODUCTION

Initial work was done by TC 3 Maintenance Team 60617 with the aim to clarify the terminology used in the naming of some of the graphical symbols for diagrams standardized in IEC 60617. This document also highlights improved naming of some graphical symbols categorized according to the concepts of generic symbol, general symbol and qualifying symbol, where the symbol "name" is recognized as giving a short description of the meaning of the graphical symbol for diagrams. Figure 1 provides the relationship among types of graphical symbols for diagrams.

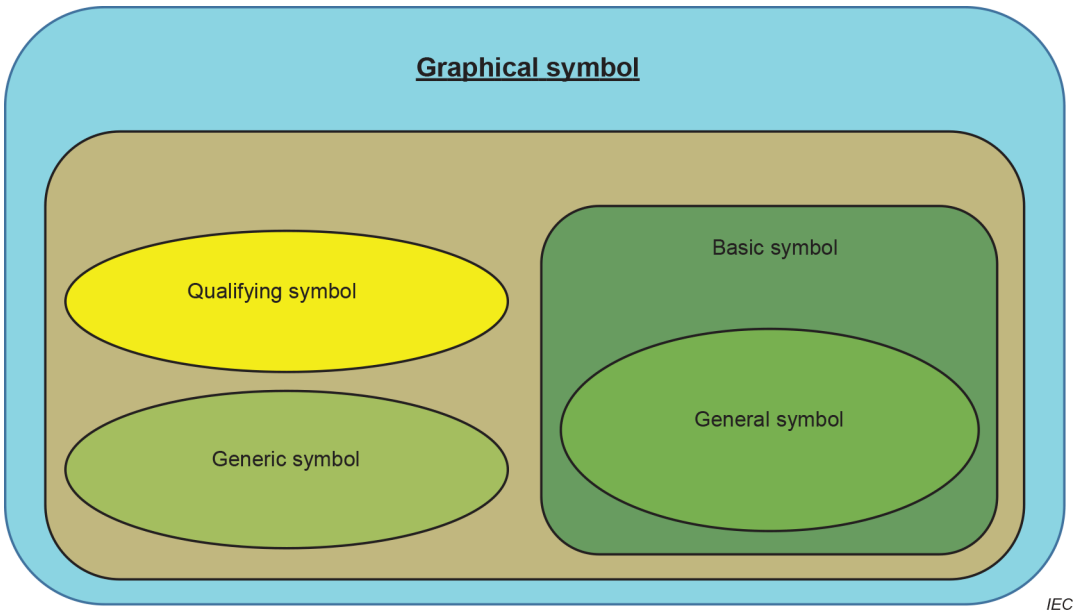

Figure 1 – Relationship among types of graphical symbols for diagrams

Documents
Document Sharing Hub
Full document details: PD IEC TR 63358-1:2023

GRAPHICAL SYMBOLS FOR DIAGRAMS –

Part 1: General, qualifying and generic symbols

1 Scope

This document contains, by way of example, a collection of generic symbols, general symbols and qualifying symbols for diagrams taken from IEC 60617. Some of the wording of entries in the IEC 60617 database are annotated and/or modified for the purpose of clarification. Existing symbols in the IEC 60617 database are classified according to the classification proposed in this document.

2 Normative references

There are no normative references in this document.

3 Terms and definitions

For the purposes of this document, the following terms and definitions apply.

ISO and IEC maintain terminological databases for use in standardization at the following addresses:

- IEC Electropedia: available at http://www.electropedia.org/
- ISO Online browsing platform: available at http://www.iso.org/obp

3.1
graphical symbol
visually perceptible figure with a particular meaning used to transmit information independently of language

Note 1 to entry: The graphical symbol may represent objects of interest, such as products, functions or requirements for manufacturing, quality control, etc.

Note 2 to entry: A graphical symbol is not to be confused with the simplified representation of products which is normally drawn to scale and which can look like a graphical symbol.

[SOURCE: ISO 81714-1:2010, 3.1]

3.2
basic symbol
graphical symbol representing a defined concept, applicable for use in diagrams

Note 1 to entry: A basic symbol can be:

– used alone; or
– qualified by qualifying symbols or other basic symbols; or
– used as a qualifier to another basic symbol.

3.3
general symbol
basic symbol that forms the basis for other basic symbols representing the same main concept but with different specific characteristics

Documents
Document Sharing Hub

Full document details: PD IEC TR 63358-1:2023

Note 1 to entry: IEC 60617 graphical symbols S00001, S00227, S00457, S00555, S00567, S00583, S00641, S00841, and S00842 are examples of the concept of "general symbol".

3.4
qualifying symbol
graphical symbol applicable only for providing additional information to a basic symbol

Note 1 to entry: IEC 60617 categories "Qualifiers only" and "Functional attribute only" provide a list of qualifying symbols, e.g., S00077, S00120 and S00223.

3.5
generic symbol
graphical symbol that represents a main concept and is intended to be adapted with characters, qualifying symbols or basic symbols when being applied

Note 1 to entry: IEC 60617 graphical symbols S00066, S00819, S00910, S00911, S00912, S01870, S01921 are examples of the concept of "generic symbol".

3.6
name
short description of the meaning of the graphical symbol for diagram

[SOURCE: IEC 60617, General description, modified – the introductory "a" has been removed, and "meaning of the symbol" has been replaced with "meaning of the graphical symbol for diagram".]

4 Classification of graphical symbols

4.1 General symbols

General symbols are the bases for a set of other basic symbols representing the same main concept but with different specific characteristics. Table 1 provides examples of general symbols for concepts applicable to all domains, for use in diagrams. Table 2 provides examples of general symbols for the domain of binary logic elements.

NOTE In Table 1 and Table 2, the column with the heading "Name" of graphical symbols sometimes includes additional wording after the comma which is not included in IEC 60617 at the time of publication of this document. Such additional wording will form part of the information to be used when a complete maintenance of IEC 60617 takes place. It is useful to keep consistency of naming. Therefore, any additions or deletions are highlighted in red.

Table 1 – Examples of general symbols applicable in all domains

Symbols	ID	Name
	S00001	Connection, general symbol
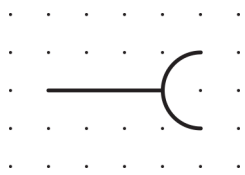	S00031	Contact, female (of a socket or plug), general symbol
	S00032	Contact, male (of a socket or plug), general symbol

Documents
Document Sharing Hub
Full document details: PD IEC TR 63358-1:2023

Symbols	ID	Name
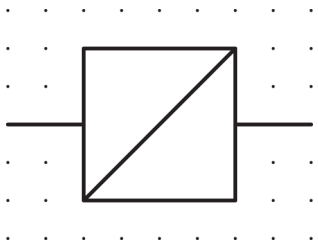	S00213	Converter, general symbol
	S00227	Make contact, general symbol; Switch, general symbol
	S00229	Break contact, general symbol
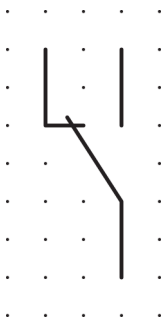	S00230	Change-over break before make contact, general symbol
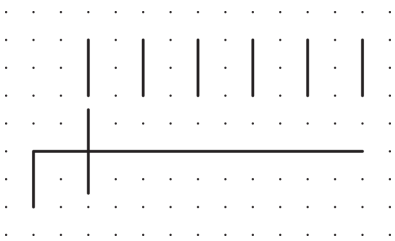	S00270	Multi-position switch, general symbol

Documents
Document Sharing Hub

Full document details: PD IEC TR 63358-1:2023

Symbols	ID	Name
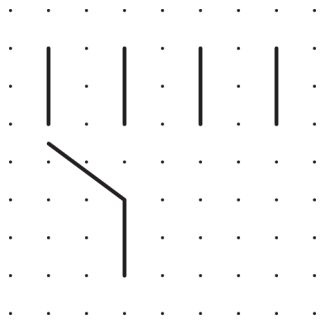	S00271	Multi-position switch, maximum four positions, general symbol
	S00297	Motor starter, general symbol
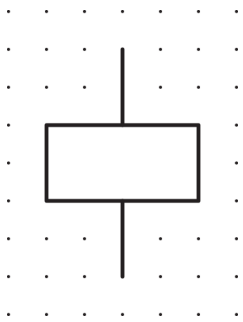	S00305	Operating device, general symbol; Relay coil, general symbol
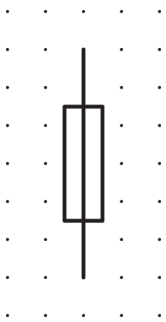	S00362	Fuse, general symbol
	S00371	Spark gap, general symbol

Documents
Document Sharing Hub

Symbols	ID	Name
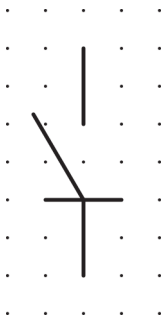	S00376	Static switch, general symbol
	S00453	Box, general symbol
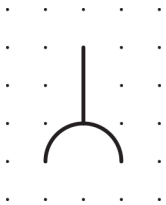	S00457	Socket outlet (power) general symbol
	S00465	Socket outlet (telecommunications), general symbol
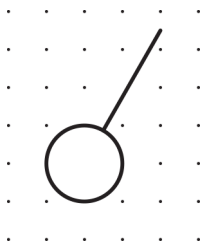	S00466	On/Off switch, general symbol for installation diagrams
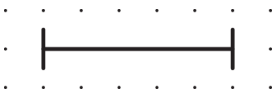	S00484	Luminaire, general symbol; Fluorescent lamp, general symbol
	S00487	Projector, general symbol
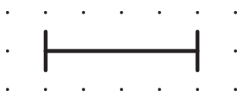	S00498	Straight section, general symbol

Documents
Document Sharing Hub
Full document details: PD IEC TR 63358-1:2023

Symbols	ID	Name
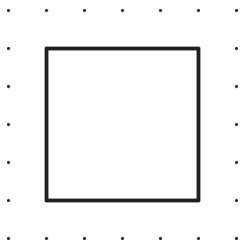	S00533	Aeronautical ground light, elevated, general symbol
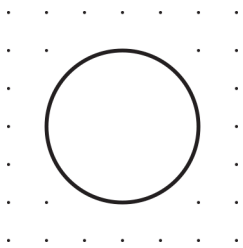	S00534	Aeronautical ground light, surface, general symbol
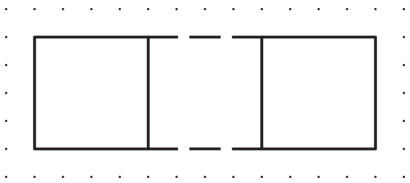	S00552	Warning sign, general symbol; Guidance sign, general symbol
	S00555	Resistor, general symbol
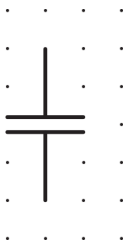	S00567	Capacitor, general symbol
	S00583	Coil, general symbol; Winding, general symbol
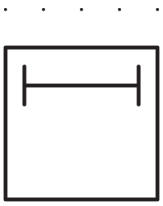	S00608	Delay line, general symbol; Delay element, general symbol
	S00641	Semiconductor diode, general symbol

Documents
Document Sharing Hub

Symbols	ID	Name
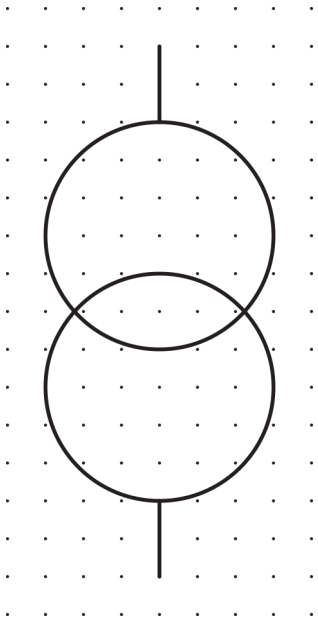	S00841	Transformer with two windings, general symbol /Form 1
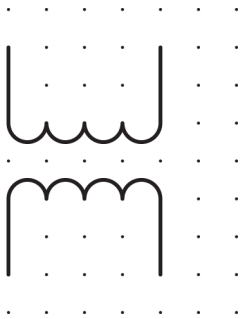	S00842	Transformer with two windings, general symbol /Form 2
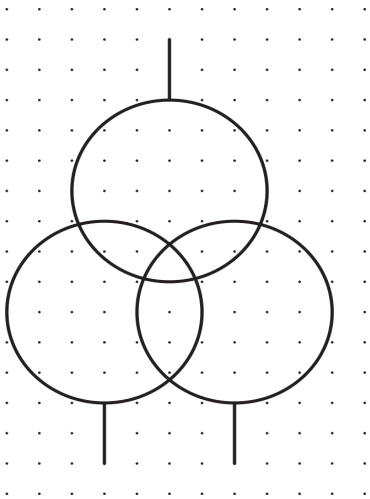	S00844	Transformer with three windings, general symbol /Form 1
	S00845	Transformer with three windings, general symbol /Form 2

Documents
Document Sharing Hub

Symbols	ID	Name
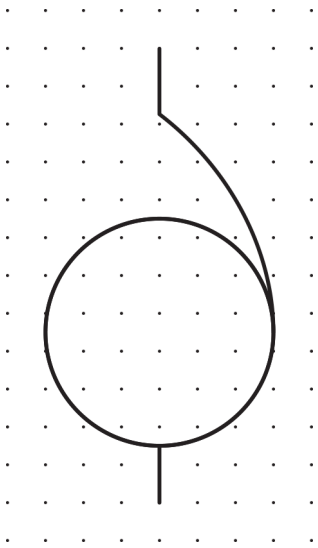	S00846	Auto-transformer, general symbol /Form 1
	S00847	Auto-transformer, general symbol /Form 2
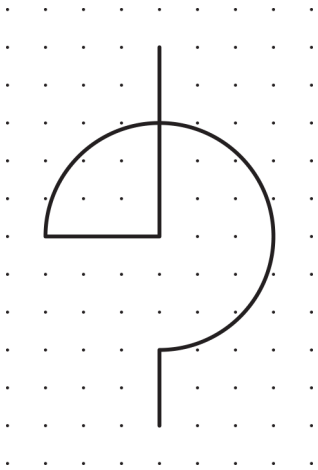	S00848	Reactor, general symbol /Form 1
	S00849	Reactor, general symbol /Form 2
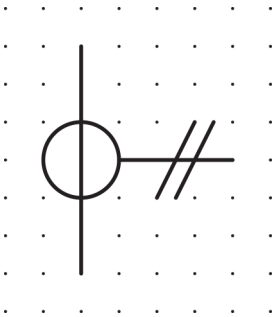	S00850	Current transformer, general symbol /Form 1

Documents
Document Sharing Hub