PD ISO/TR 18161:2013

BSI Standards Publication

Automation systems and integration — Applications integration approach using information exchange requirements modelling and software capability profiling

bsi.

...making excellence a habit.™

Document Sharing Hub

National foreword

This Published Document is the UK implementation of ISO/TR 18161:2013.

The UK participation in its preparation was entrusted to Technical Committee AMT/5, Industrial architectures and integration frameworks.

A list of organizations represented on this committee can be obtained on request to its secretary.

This publication does not purport to include all the necessary provisions of a contract. Users are responsible for its correct application.

© The British Standards Institution 2013. Published by BSI Standards Limited 2013

ISBN 978 0 580 82530 9

ICS 25.040.01

Compliance with a British Standard cannot confer immunity from legal obligations.

This Published Document was published under the authority of the Standards Policy and Strategy Committee on 31 July 2013.

Amendments issued since publication

Date	Text affected

Documents
Document Sharing Hub

Full document details: PD ISO/TR 18161:2013

TECHNICAL REPORT

ISO/TR 18161

First edition
2013-07-01

Automation systems and integration — Applications integration approach using information exchange requirements modelling and software capability profiling

Systèmes d'automatisation et intégration — Approche d'intégration des applications utilisant des exigences d'échange d'informations de modelage et un logiciel de capacité de profilage

Reference number
ISO/TR 18161:2013(E)

Documents
Document Sharing Hub

© ISO 2013

Full document details: PD ISO/TR 18161:2013

COPYRIGHT PROTECTED DOCUMENT

© ISO 2013

All rights reserved. Unless otherwise specified, no part of this publication may be reproduced or utilized otherwise in any form or by any means, electronic or mechanical, including photocopying, or posting on the internet or an intranet, without prior written permission. Permission can be requested from either ISO at the address below or ISO's member body in the country of the requester.

ISO copyright office
Case postale 56 • CH-1211 Geneva 20
Tel. + 41 22 749 01 11
Fax + 41 22 749 09 47
E-mail copyright@iso.org
Web www.iso.org

Published in Switzerland

© ISO 2013 – All rights reserved

Documents
Document Sharing Hub

Full document details: PD ISO/TR 18161:2013

Contents

Page

Foreword ... **iv**
Introduction ... **v**
1 Scope ... **1**
2 Normative references ... **1**
3 Terms and definitions ... **1**
4 Abbreviated terms ... **3**
5 Applications interoperability requirements modelling ... **3**
5.1 Application integration framework in ISO 15745 and ISO 18435 ... 3
5.2 Elements of information exchanges in ISO 18435 ... 4
5.3 Context for information exchange requirements ... 5
5.4 Content for information exchange requirements ... 6
5.5 Conveyance for information exchange ... 7
5.6 ADME for the smart pump application ... 7
6 Approach for smart pump application interoperability ... **8**
6.1 Smart pump system information model ... 8
6.2 Resolving ambiguity using OTD ... 8
6.3 Application integration using ISO 18435 ... 9
7 Constructing AIME and ADME for smart pump application ... **9**
7.1 Overview ... 9
7.2 AIME for pump control application ... 9
7.3 AIME for pump diagnostics application ... 10
7.4 ADME for the integrated smart pump application ... 10
8 General procedures for achieving application integration ... **10**
Annex A (informative) **Modelling smart pump application** ... **12**
Annex B (informative) **Capability profiling templates of application software units** ... **14**
Annex C (informative) **Application software unit capability profiles** ... **30**
Annex D (informative) **AIME and ADME in smart pump application** ... **34**
Bibliography ... **40**

© ISO 2013 – All rights reserved

Documents
Document Sharing Hub
Full document details: PD ISO/TR 18161:2013

Foreword

ISO (the International Organization for Standardization) is a worldwide federation of national standards bodies (ISO member bodies). The work of preparing International Standards is normally carried out through ISO technical committees. Each member body interested in a subject for which a technical committee has been established has the right to be represented on that committee. International organizations, governmental and non-governmental, in liaison with ISO, also take part in the work. ISO collaborates closely with the International Electrotechnical Commission (IEC) on all matters of electrotechnical standardization.

The procedures used to develop this document and those intended for its further maintenance are described in the ISO/IEC Directives, Part 1. In particular the different approval criteria needed for the different types of ISO documents should be noted. This document was drafted in accordance with the editorial rules of the ISO/IEC Directives, Part 2. www.iso.org/directives

Attention is drawn to the possibility that some of the elements of this document may be the subject of patent rights. ISO shall not be held responsible for identifying any or all such patent rights. Details of any patent rights identified during the development of the document will be in the Introduction and/or on the ISO list of patent declarations received. www.iso.org/patents

Any trade name used in this document is information given for the convenience of users and does not constitute an endorsement.

The committee responsible for this document is Technical Committee ISO/TC 184, *Automation systems and integration*, Subcommittee SC 5, *Architecture, communication and integration frameworks*.

© ISO 2013 – All rights reserved
Documents
Document Sharing Hub
Full document details: PD ISO/TR 18161:2013

Introduction

The motivation for ISO 16100 stems from the industrial and economic environment, in particular:

a) a growing base of vendor-specific solutions;

b) user difficulties in applying standards;

c) the need to move to modular sets of system integration tools;

d) the recognition that application software and the expertise to apply that software are assets of the enterprise.

ISO 16100 is an International Standard for the computer-interpretable and human readable representation of a capability profile. Its goal is to provide a method to represent the capability of manufacturing application software relative to its role throughout the life cycle of a manufacturing application, independent of a particular system architecture or implementation platform. This can lead to reduced production and information management costs to users and vendors/suppliers of manufacturing applications.

ISO 18435 provides a framework for harmonized use of industry and international standards in order to integrate control, diagnostics, prognostics, capability assessment, and maintenance applications. By using an ISO 15745 application integration modelling approach, key interoperability interfaces can be identified and concisely documented in terms of profiles.

ISO 18435 also provides the elements and the rules to describe the integration requirements of an automation application. The elements include the key aspects when integrating an automation application with other applications and the relationships of these key aspects. The rules include the information exchanges to support interoperability within an application and between applications.

This Technical Report describes a use case of modelling the smart pump application described in Annex A. The detailed manufacturing software unit profiling templates are described in Annex B. The detailed manufacturing software unit profiles are described in Annex C. The information exchanged among manufacturing software units in the smart pump application based on ISO 18435 methodology is described in Annex D.

© ISO 2013 – All rights reserved

Documents
Document Sharing Hub
Full document details: PD ISO/TR 18161:2013

Documents
Document Sharing Hub

Automation systems and integration — Applications integration approach using information exchange requirements modelling and software capability profiling

1 Scope

This Technical Report describes an approach for using ISO 16100 and ISO 18435 to specify information exchange requirements between applications. This approach is based on the use of ISO 18435 application interaction matrix element (AIME)/application domain matrix element (ADME) templates in conjunction with ISO 16100 manufacturing software unit (MSU) capability profiles.

This Technical Report also provides an example approach as applied to describing the interoperability requirements of the integrated smart pump application, which comprises the pump control application and the pump diagnostics application.

2 Normative references

The following documents, in whole or in part, are normatively referenced in this document and are indispensable for its application. For dated references, only the edition cited applies. For undated references, the latest edition of the referenced document (including any amendments) applies.

ISO 16100-3:2005, *Industrial automation systems and integration — Manufacturing software capability profiling for interoperability — Part 3: Interface services, protocols and capability templates*

ISO 16100-5:2009, *Industrial automation systems and integration — Manufacturing software capability profiling for interoperability — Part 5: Methodology for profile matching using multiple capability class structures*

ISO 18435-2:2012, *Industrial automation systems and integration — Diagnostics, capability assessment and maintenance applications integration — Part 2: Descriptions and definitions of application domain matrix elements*

3 Terms and definitions

For the purposes of this document, the terms and definitions given in ISO 16100-3, ISO 16100-5, ISO 18435-2, and the following apply.

3.1
application domain matrix element
ADME
entry in an application domain matrix to organize information exchange among applications

[SOURCE: ISO 18435-2:2012, 3.2]

3.2
application interaction matrix element
AIME
entry in application interaction matrix to denote the capabilities of the resource to support information exchange

[SOURCE: ISO 18435-2:2012, 3.4]

© ISO 2013 – All rights reserved

Documents
Document Sharing Hub

Full document details: PD ISO/TR 18161:2013

3.3
application interoperability profile
AIP
single specification referencing a group of profiles that reference parts of base specifications which may themselves be profiles

Note 1 to entry: The group of profiles can include process profile(s), information exchange profile(s), resource profile(s) and sometimes other AIPs.

[SOURCE: ISO 18435-2:2012, 3.5]

3.4
capability class
element within the capability profiling method that represents manufacturing software unit functionality and behaviour with regard to the software unit's role in a manufacturing activity, as denoted in a capability inheritance structure and as deployed in a capability aggregation structure

Note 1 to entry: The role of a MSU changes when used in different manufacturing activities; however, the MSU's corresponding capability class is positioned uniquely in an inheritance structure, but can assume different positions in an aggregation structure.

Note 2 to entry: In this Technical Report, a capability class template is identical to a capability template (ISO 16100-2:2003, 6.3, gives requirements for capability templates).

[SOURCE: ISO 16100-5:2009, 3.1, modified]

3.5
capability class structure
CCS
hierarchy of capability classes

3.6
capability profiling template
capability template
template
schema for a manufacturing software capability profile

Note 1 to entry: It could be partially filled.

[SOURCE: ISO 16100-3:2005, 3.1.14, modified]

3.7
manufacturing domain data
MDD
unified modelling language (UML) class representing information about manufacturing resources, manufacturing activities, or items exchanged among manufacturing resources within a particular manufacturing domain

[SOURCE: ISO 16100-5:2009, 3.3]

3.8
manufacturing domain model
MDM
particular view of a manufacturing domain, consisting of manufacturing domain data and relationships among them, corresponding to the domain's applications

[SOURCE: ISO 16100-5:2009, 3.5]

© ISO 2013 – All rights reserved
Documents
Document Sharing Hub
Full document details: PD ISO/TR 18161:2013

4 Abbreviated terms

ADID	Application Domain Integration Diagram
ADME	Application Domain Matrix Element
AIF	Application Integration Framework
AIME	Application Interaction Matrix Element
AIP	Application Interoperability Profile
CCS	Capability Class Structure
IG	Identification Guide
MDD	Manufacturing Domain Data
MDM	Manufacturing Domain Model
MSU	Manufacturing Software Unit
OTD	Open Technical Dictionary
PID	Proportional Integral Derivative
PLC	Programmable Logic Controller
UML	Unified Modelling Language
VFD	Variable Frequency Drive
XML	eXtensible Markup Language

5 Applications interoperability requirements modelling

5.1 Application integration framework in ISO 15745 and ISO 18435

The application integration framework (AIF) that is explained in ISO 15745-1 provides a basis for integrating an automation and control system architecture within a manufacturing application architecture.

An integrated manufacturing application can be modelled as a combination of a set of manufacturing processes, resources and a set of information exchange among the manufacturing resources, as shown in Figure 1. Manufacturing resources can be further divided as several types of communication networks, devices, software, equipment, material, and personnel necessary to support the processes and information exchanges required by the application.

A set of manufacturing resources that satisfy a set of interoperability and integration requirement is needed to realize a manufacturing application. An integrated manufacturing application is enabled by a manufacturing system consisting of a set of integrated manufacturing resources.

The categories of application domains of interest are enumerated in ISO 18435-1 and represented using an application domain integration diagram (ADID).

© ISO 2013 – All rights reserved

Documents
Document Sharing Hub
Full document details: PD ISO/TR 18161:2013

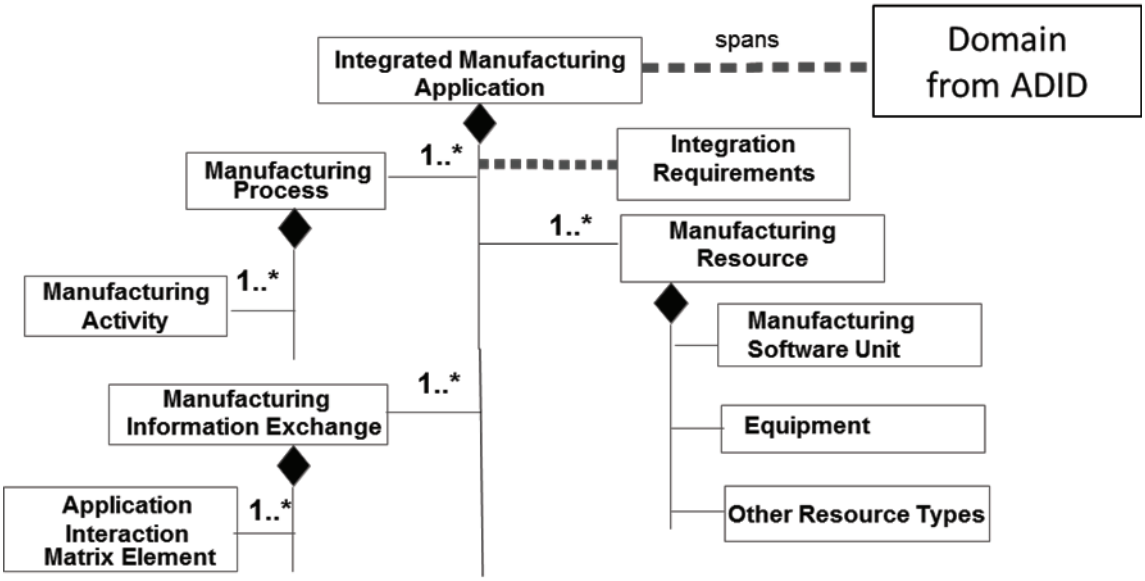

Figure 1 — Application integration model

5.2 Elements of information exchanges in ISO 18435

ISO 18435 focuses on integration of applications. ISO 16100 focuses on interoperability of MSUs, including manufacturing information exchange either within one application or within different applications. The information exchange among resources is represented by ISO 18435.

ISO 18435-1 provides an overview of the integration requirements of a manufacturing application. The focus is on the production operations and maintenance operations domains, including the capability assessment activities.

ISO 18435-2 provides the detailed definitions of the AIME and ADME structures and their relationships. General procedures for constructing AIMEs and ADMEs are also described.

An AIME represents capabilities provided by a set of resources of an application in order to exchange information with another set of resources associated with another application.

The set of AIMEs that represents the resource capabilities that meet the information exchange requirements to support the interoperability of two applications comprises a key part of an ADME. ADME that qualifies interoperability relationship between two applications is elaborated in Figure 2. Clause A.1 has an example of an integrated application which describes the smart pump application. The capability profiles of MSUs are obtained by filling adequate capability templates. Annex C shows the examples of capability profiles for the smart pump applications.

© ISO 2013 – All rights reserved
Documents
Document Sharing Hub
Full document details: PD ISO/TR 18161:2013

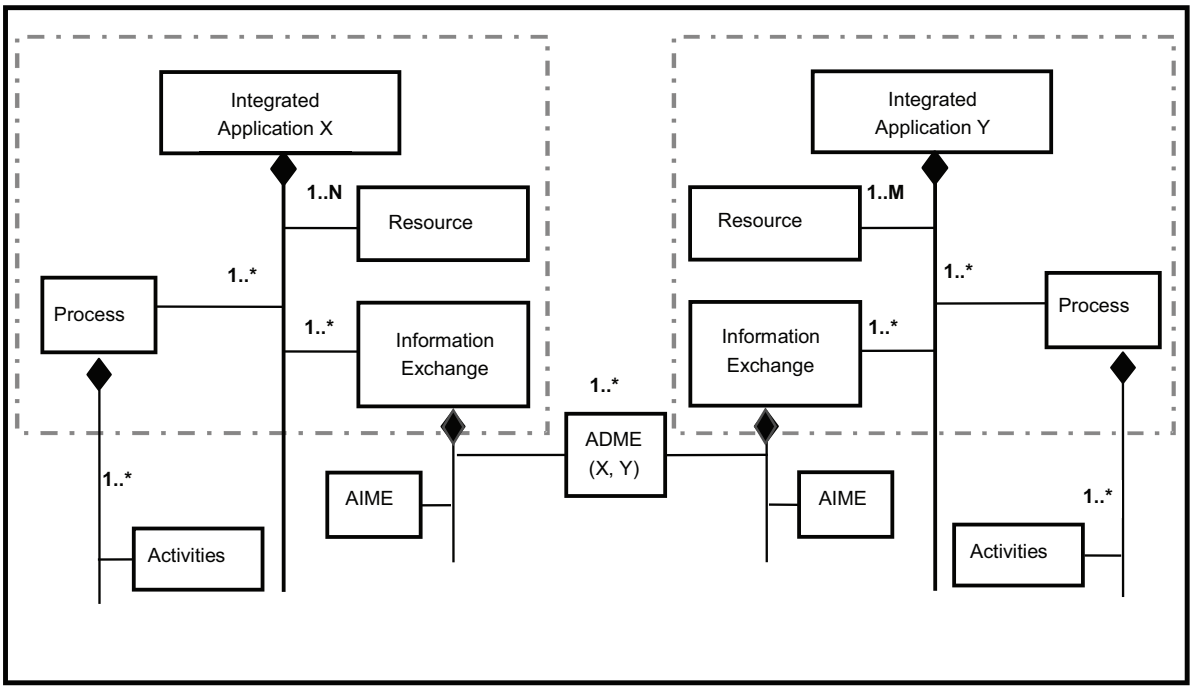

Figure 2 — AIME and ADME

The purpose of the ADME is to describe the interoperability and integration requirements that are required by the applications. The general concept of an ADME is to model the information exchanges between applications using the application interoperability profile (AIP) notation as described in ISO 15745-1. The ADME supports the information exchange between the applications based upon the capabilities identified in the AIMEs. The complete set of AIMEs that represents the information exchange requirements for realizing the interoperability of two applications comprises an ADME.

5.3 Context for information exchange requirements

The context for the information should be established using the application domain of interest as described in ISO 18435-1.

A manufacturing process is modelled as a set of activities that follow a specific sequence. Each activity is associated with a set of functions. The functions are implemented by manufacturing resources, such as MSUs shown as the left part of Figure 3. These MSUs enable information exchanges associated with the functions performed.

Context for the information exchange can be derived from the activities and capability class structure (CCS) shown in Figure 3. Clause A.2 has an example of CCS for the smart pump application. According to an ISO 16100 methodology, each capability class has a capability template. Examples of capability templates for the smart pump application are shown in Annex B.

© ISO 2013 – All rights reserved

Documents
Document Sharing Hub
Full document details: PD ISO/TR 18161:2013

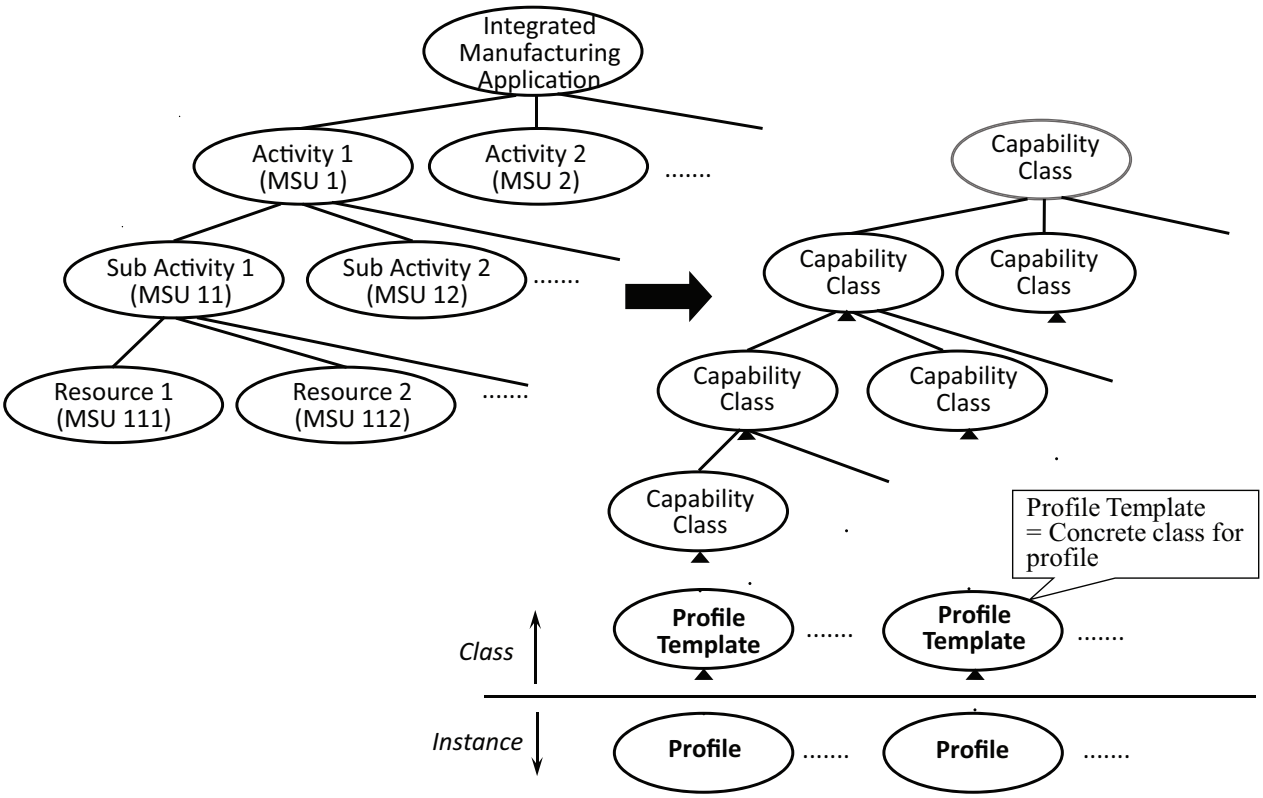

Figure 3 — Activity tree of an application

5.4 Content for information exchange requirements

5.4.1 Application requirements capability profile

The information exchanged between the MSUs provides the content for the ADME structure as described in the manufacturing domain data (MDD).

Application requirements capability profile in ISO 16100 describes an activity model in Figure 3. The activities also describe information exchange among the resources or MSUs involved in the activity. These information items exchanged typically include, input/output information in a MSU execution (such as recipes, geometric data, schedules, or other activity parameters needed to perform the application), control information (such as commands and requests for service), and status information (such as faults, equipment status reports, alerts, and quality information).

The manufacturing domain model (MDM) is a particular view of a manufacturing domain, consisting of MDDs and relationships among them, corresponding to the domain's applications as shown in Figure 4. A set of MDDs works like a terminology set in the applicable domain. MDDs represent different types of manufacturing information, including those that are exchanged between the resources within an application and between applications.

Information items pertaining to control of the actions of the equipment and device, e.g. the pump and the variable frequency drive (VFD) in Figure A.1, are usually handled by MSUs but are not included in this example.

© ISO 2013 – All rights reserved
Documents
Document Sharing Hub
Full document details: PD ISO/TR 18161:2013

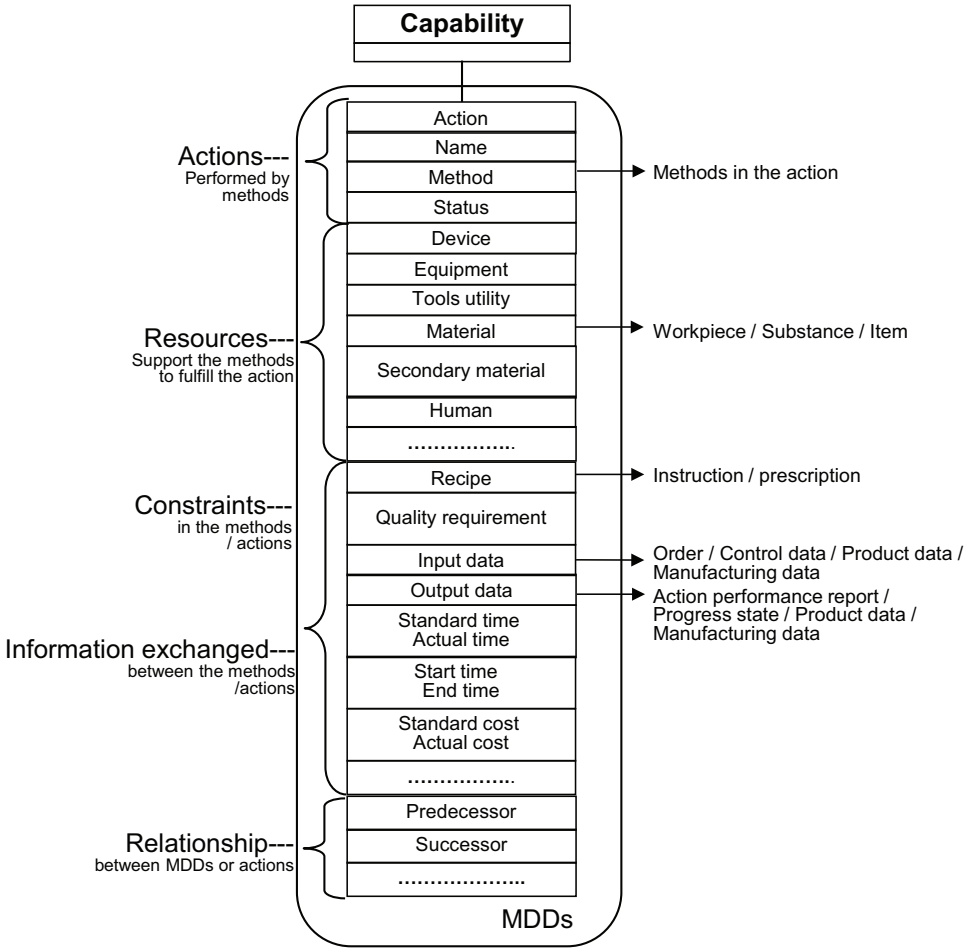

Figure 4 — Partial activity model represented by MDDs

5.4.2 MDDs used in ADME Content

Within a specific manufacturing domain, a manufacturing application can be represented as a set of MDDs. MDDs provide information about various aspects within a specific manufacturing domain. MDDs that represent information exchange between applications in the domain are used to enumerate the content section in the ADME. MDDs in Annex C are examples of ADME contents for the integrated smart pump application information exchange requirements.

5.5 Conveyance for information exchange

The ADME conveyance section captures resource types and specific configuration required to support information exchanges enumerated in the content section of the same ADME. Interoperability requirements expressed in the context section present the constraints to be addressed by the resource configurations. Clause D.4 shows one possible example of the conveyance section to support integration of the pump control and the pump diagnostics applications. The channel in the conveyance section is configured to support information exchange to meet the requirements of the integrated smart pump application.

5.6 ADME for the smart pump application

The context, content and conveyance section noted in 5.3, 5.4 and 5.5 form the ADME for expressing the information exchange requirements that support interoperability of the pump control and the pump diagnostics applications within the integrated application of the smart pump application.

© ISO 2013 – All rights reserved

Documents
Document Sharing Hub
Full document details: PD ISO/TR 18161:2013

6 Approach for smart pump application interoperability

6.1 Smart pump system information model

The asset design environment provides a wealth of information operating and managing the manufacturing assets, e.g. a pump in certain manufacturing processes. ISO 15926 facilitates integration of asset information to support the life-cycle activities and processes of production facilities. ISO 15926 provides a model and library classes and templates for representing life-cycle information about technical installation and their components. Figure 5 shows the pump information model based on ISO 15926.

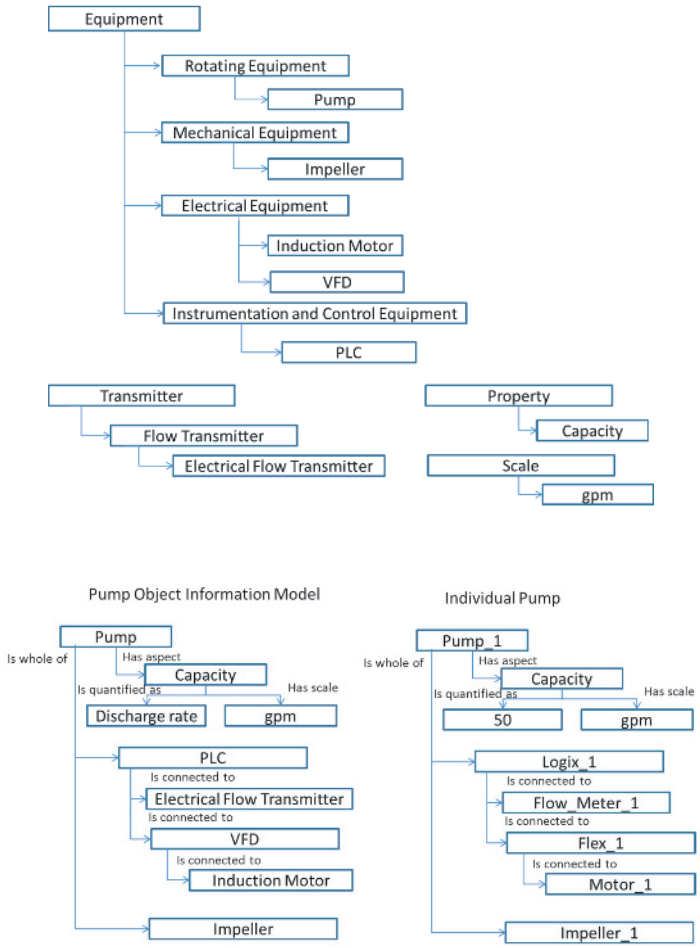

Figure 5 — Pump model based on ISO 15926

The information model based on ISO 15926 can be utilized in conjunction with ISO 18435 framework to enable information exchange. By using an ISO 15745 based application integration modelling approach, information exchange requirements for key interoperability interfaces can be identified and concisely documented in terms of resource-specific AIMEs. These AIMEs enumerate a set of particular standards for enabling context-, content- and conveyance-oriented exchanges to enable the asset interoperability and integration of applications dealing with asset information structures.

6.2 Resolving ambiguity using OTD

There are no well-defined methods to define the relationships between the terms and definitions common to the design environment and the operational environment. Many terms and definitions associated with assets used in both the design context and the operational context are often ambiguous or inconsistent. Their interpretation or meaning depends on the particular context. The open technical dictionary (OTD) based on ISO 22745 resolve the ambiguity or inconsistency of these terms and definitions. The benefits

© ISO 2013 – All rights reserved
Documents
Document Sharing Hub
Full document details: PD ISO/TR 18161:2013