FEDERAL SUPPLY CLASS
5310

RATIONALE

FIGURE 1 REDRAWN TO SHOW CORRECT THREAD SPEC, DIMENSION B CORRECTED, NOTES UPDATED, AND TABLES RETYPED.

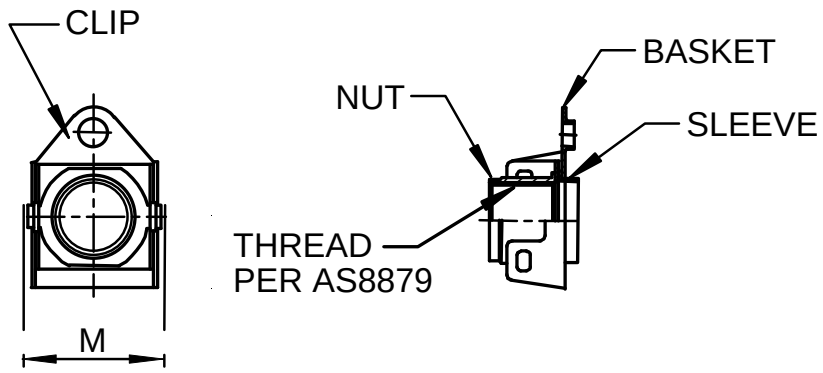

FIGURE 1

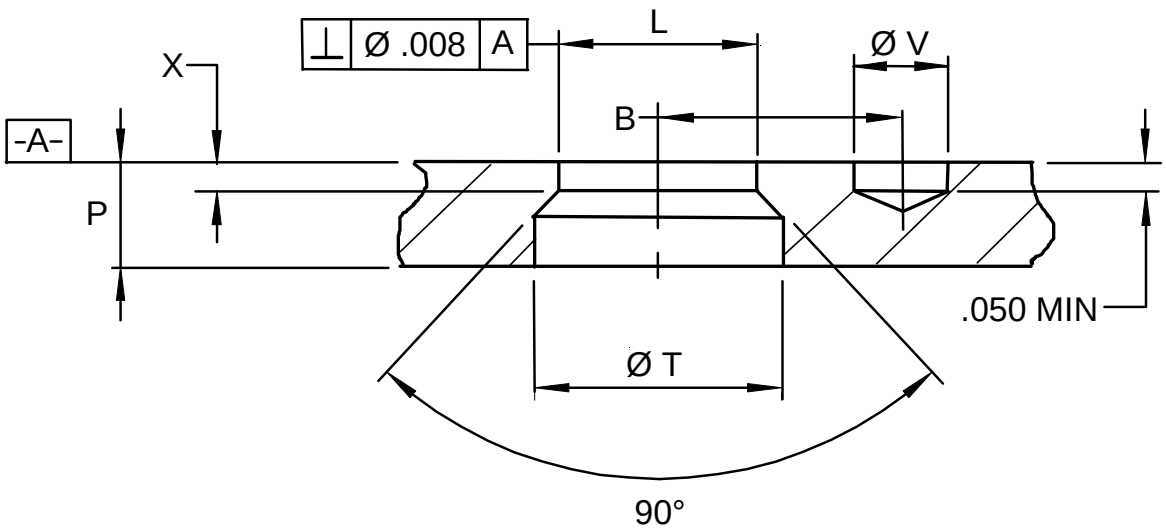

FIGURE 2 - INSTALLATION HOLE

For more information on this standard, visit
https://www.sae.org/standards/content/AS3550A

THIRD ANGLE PROJECTION

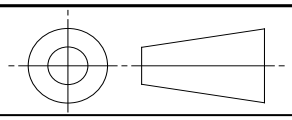

ISSUED 1995-05 REVISED 2016-07 REAFFIRMED 2021-08

CUSTODIAN: E-25

PROCUREMENT SPECIFICATION: AS3550, SEE NOTE 1

SAE INTERNATIONAL

AEROSPACE STANDARD

(R) ASSEMBLY NUT,
PLATE,
REMOVABLE SELF-LOCKING NUT

AS3550™
SHEET 1 OF 3

REV. A

SAE Executive Standards Committee Rules provide that: " This report is published by SAE to advance the state of technical and engineering sciences. The use of this report is entirely voluntary, and its applicability and suitability for any particular use, including any patent infringement arising therefrom, is the sole responsibility of the user."

SAE reviews each technical report at least every five years at which time it may be revised, reaffirmed, stabilized, or cancelled. SAE invites your written comments and suggestions.

Copyright © 2021 SAE International
All rights reserved. No part of this publication may be reproduced, stored in a retrieval system or transmitted, in any form or by any means, electronic, mechanical, photocopying, recording, or otherwise, without the prior written permission of SAE.
TO PLACE A DOCUMENT ORDER: Tel: 877-606-7323 (inside USA and Canada) Tel: +1 724-776-4970 (outside USA)
Fax: 724-776-0790 Email: CustomerService@sae.org SAE WEB ADDRESS: http://www.sae.org

Documents Document Sharing Hub

Full document details: SAE AS3550A

TABLE 1

PART NUMBER ASSEMBLY	PART NUMBER SLEEVE	PART NUMBER BASKET	PART NUMBER NUT AND CLIP	THREAD T
AS3550-01	AS3549-01	AS3548-01	AS3547-01	.1900-32UNJF-3B
AS3550-02	AS3549-02	AS3548-01	AS3547-01	.1900-32UNJF-3B
AS3550-03	AS3549-03	AS3548-01	AS3547-01	.1900-32UNJF-3B
AS3550-04	AS3549-04	AS3548-01	AS3547-01	.1900-32UNJF-3B
AS3550-05	AS3549-05	AS3548-02	AS3547-02	.2500-28UNJF-3B
AS3550-06	AS3549-06	AS3548-02	AS3547-02	.2500-28UNJF-3B
AS3550-07	AS3549-07	AS3548-02	AS3547-02	.2500-28UNJF-3B
AS3550-08	AS3549-08	AS3548-02	AS3547-02	.2500-28UNJF-3B
AS3550-09	AS3549-09	AS3548-03	AS3547-03	.3125-24UNJF-3B
AS3550-10	AS3549-10	AS3548-03	AS3547-03	.3125-24UNJF-3B
AS3550-11	AS3549-11	AS3548-03	AS3547-03	.3125-24UNJF-3B
AS3550-12	AS3549-12	AS3548-03	AS3547-03	.3125-24UNJF-3B
AS3550-13	AS3549-13	AS3548-04	AS3547-04	.3750-24UNJF-3B
AS3550-14	AS3549-14	AS3548-04	AS3547-04	.3750-24UNJF-3B
AS3550-15	AS3549-15	AS3548-04	AS3547-04	.3750-24UNJF-3B
AS3550-16	AS3549-16	AS3548-04	AS3547-04	.3750-24UNJF-3B

TABLE 1 CONTINUED

PART NUMBER ASSEMBLY	PUSH OUT LOAD LBF	TORQUE OUT LOAD LBF- IN	B ±.006	L ±.004	M MAX	Ø N + .007 - .000	P MIN	ØV + .006 - . 000	Ø T ±.007	X ±.004
AS3550-01	200	90	.295	.041	.566	.295	.047	.130	.389	.006
AS3550-02	200	90	.295	.065	.566	.295	.070	.130	.389	.019
AS3550-03	200	90	.295	.104	.566	.295	.110	.130	.389	.059
AS3550-04	200	90	.295	.144	.566	.295	.149	.130	.389	.098
AS3550-05	225	160	.354	.045	.645	.358	.047	.141	.452	.006
AS3550-06	225	160	.354	.065	.645	.358	.070	.141	.452	.019
AS3550-07	225	160	.354	.104	.645	.358	.110	.141	.452	.059
AS3550-08	225	160	.354	.144	.645	.358	.149	.141	.452	.098
AS3550-09	250	280	.433	.050	.759	.437	.047	.161	.531	.006
AS3550-10	250	280	.433	.065	.759	.437	.070	.161	.531	.019
AS3550-11	250	280	.433	.104	.759	.437	.110	.161	.531	.059
AS3550-12	250	280	.433	.144	.759	.437	.149	.161	.531	.098
AS3550-13	250	330	.500	.050	.807	.515	.047	.161	.610	.006
AS3550-14	250	330	.500	.065	.807	.515	.070	.161	.610	.019
AS3550-15	250	330	.500	.104	.807	.515	.110	.161	.610	.059
AS3550-16	250	330	.500	.144	.807	.515	.149	.161	.610	.098

NOTE: MAXIMUM THICKNESS OF DIMENSION P IS LIMITED BY FLARING TOOL OPENING

Documents
Document Sharing Hub

Full document details: SAE AS3550A