SEMI E179-0320
SPECIFICATION FOR PROTOCOL BUFFERS COMMON COMPONENTS

This Standard was technically approved by the Information & Control Global Technical Committee. This edition was approved for publication by the global Audits and Reviews Subcommittee on December 12, 2019. Available at www.semiviews.org and www.semi.org in March 2020.

1 Purpose

1.1 This Document is a central location for the definition of common Protocol Buffers elements that are not specific to a single standard, but are common across multiple standards.

2 Scope

2.1 This Document defines the representation of Error, Data Types, Data Value Types, Unit and Operator which are considered common components. The common components are used in association with other Protocol Buffers documents generated as part of the Protocol Buffers based SEMI Standard Interface Specifications.

NOTICE: SEMI Standards and Safety Guidelines do not purport to address all safety issues associated with their use. It is the responsibility of the users of the Documents to establish appropriate safety and health practices, and determine the applicability of regulatory or other limitations prior to use.

3 Limitations

3.1 The purpose of this Document is to define basic components and to allow for future additions as new common components are discovered and required in conjunction with a Protocol Buffers based interface.

4 Referenced Standards and Documents

4.1 *SEMI Standards and Safety Guidelines*

SEMI E5 — Specification for SEMI Equipment Communications Standard 2 Message Content (SECS-II)

SEMI E125 — Specification for Equipment Self Description (EqSD)

SEMI E132 — Specification for Equipment Client Authentication and Authorization

SEMI E138 — Specification for XML Semiconductor Common Components

SEMI E145 — Classification for Measurement Unit Symbols in XML

4.2 *Other Documents*

RFC 7540 — Hypertext Transfer Protocol Version 2 (HTTP/2) – Internet Engineering Task Force®[1] (IETF®)[1] May 2015, https://tools.ietf.org/html/rfc7540 or https://httpwg.org/specs/rfc7540.html

gRPC®[2]'s wire format over HTTP2 (gRPC over HTTP/2) – https://github.com/grpc/grpc/blob/master/doc/PROTOCOL-HTTP2.md

4.3 For an overview of Protocol Buffers and gRPC, refer to:

- Related Information 1 – Technology Overview
- Related Information 2 – Protocol Buffers and gRPC Implementation Consideration

NOTICE: Unless otherwise indicated, all documents cited shall be the latest published versions.

[1] Trademark is owned by the IETF Trust.

[2] Trademark is owned by The Linux Foundation®.

SUPERSEDED
Documents Document Sharing Hub
Full document details: SEMI E179-0320

5 Terminology

5.1 *Abbreviations and Acronyms*

5.1.1 *CNCF*®[3] — Cloud Native Computing Foundation®[3]

5.1.2 *DCP* — Data Collection Plan

5.1.3 *EDA* — Equipment Data Acquisition

5.1.4 *gRPC* — Remote Procedure Call system

5.1.5 *IETF* — Internet Engineering Task Force

5.1.6 *HTTP/2* — Hypertext Transfer Protocol version 2

5.1.7 *protobuf* – Protocol Buffers

5.1.8 *protobuf3* — Protocol Buffers version 3

5.1.9 *SECS* — SEMI Equipment Communications Standard

5.1.10 *SECS-II* — SEMI Equipment Communications Standard 2

5.1.11 *TCP/IP* — Transmission Control Protocol/Internet Protocol

5.1.12 *UML*® — Unified Modeling Language

5.1.13 *URI* – Uniform Resource Identifier

6 Resources, Organizations, and Standards

6.1 Important resources and organizations used in the generation and definition of this Document are found in:

- *Protocol Buffers* — https://developers.google.com/protocol-buffers/
- *gRPC* — https://grpc.io/docs/

7 Conventions

7.1 *Requirements Identification*

7.1.1 The following notation specifies the structure of requirement identifiers.

7.1.1.1 The following requirements prefix format is used at the beginning of requirement text. See Table 1 for the format notation of the requirements prefix: [Esss.ss-RQ-nnnnn-nn]

7.1.1.2 To mark the end of the requirement text, the following suffix format is used: [/RQ]

7.1.1.3 Requirements in the body text are highlighted with a border and light green background (may appear gray in black and white printouts) as shown below.

[Esss.ss-RQ-nnnnn-nn] Requirement text. [/RQ]

Table 1 Requirement Identifiers

Format Notation	*Purpose*
Esss.ss	SEMI Standards Specification identifier. Examples: E87.00, E87.01, E134.00.
RQ	Indicates this is a requirement identifier.
Nnnnn	Unique five-digit number within this Specification. 90000–99999 are reserved for use by SEMI.
Nn	Two-digit number that indicates version level of the requirement. A value of .00 is used for the first version of a requirement.
/RQ	Indicates the end of a requirement.

[3] Trademark is owned by The Linux Foundation®

SUPERSEDED

Documents
Document Sharing Hub

Full document details: SEMI E179-0320

7.1.1.4 Note that the requirements in § 14 use the reserved requirement numbers noted in Table 1 because they are repeated in other SEMI Standards that use this convention.

7.1.2 Requirements in tables are delimited in one of two ways.

7.1.2.1 Where the requirement occupies an entire row in the table, the requirement identifier (RequirementID) is placed in column 1. No '[/RQ]' is used to mark the end of the requirements text in this case. The table may also contain rows that are not requirements. In this case, the column 1 cell is left blank.

7.1.2.2 Non-requirements text related to a requirement row may be included in an adjacent row. The relationship between the rows is indicated by a broken line separating the two.

7.1.2.3 Where the requirement occupies only one cell, the text in the cell includes the RequirementID prefix and suffix similar to requirements in the body text.

7.1.2.4 No cell in a table will contain both requirement and non-requirement text.

7.1.2.5 Cells that contain requirements are shaded light green.

7.1.2.6 Table 2 provides an example of requirements in a table. Note that in this example, the same requirement is presented in two alternative formats. In practice, mixing the two approaches in the same table is not typically done.

Table 2 Example Table with Requirements

RequirementID	*Statement*	*Additional Detail*
Esss.ss-RQ-nnnnn-nn	The light shall be the sole blue light.	There shall be no similar color in the light panel.
	The blue light is typically placed at the leftmost position in the light panel.	
	[Esss.ss-RQ-nnnnn-nn] The light shall be the sole blue light. There shall be no similar color in the light panel. [/RQ]	The blue light is typically placed at the leftmost position in the light panel.

7.1.3 Only text marked with the RequirementID is a requirement of this Specification.

7.1.3.1 Clarifications, examples, and related recommendations may be provided near a requirement, but are not part of the requirement.

7.1.3.2 Note that the word 'should' is used in some non-requirements text, where it denotes a recommendation or a best practice, not a requirement.

7.1.3.3 Note that the words 'must' and 'will' are used in the Implementation Overview section to illustrate the logical result of requirements specified in the prerequisites and requirements section. Such statements should not be considered requirements.

7.1.4 Parent-child relationships of requirements are noted in § 14, Table A1-1. Where a parent requirement includes conditions or selection criteria, these are passed to their children. For example, if a parent requirement is stated to apply only to photolithography equipment, any child requirements also apply only to such equipment. The condition need not be restated for each child requirement.

7.1.4.1 Compliance to a parent requirement includes compliance to all of its child requirements.

7.1.4.2 Some cells or rows in a table may contain headings that are assigned a RequirementID. These are parent requirements for other requirements in the table—typically for the rows that immediately follow that heading.

8 General Requirements

8.1 The following is the top-level parent requirement of all others in this Specification.

SUPERSEDED

Documents Document Sharing Hub
Full document details: SEMI E179-0320

[E179.00-RQ-00001-00] Compliance to this Specification shall require compliance to all other identified requirements in this Specification, including complementary files, as stated conditions apply. [/RQ]

8.2 *Protocol Buffers File*

8.2.1 This Specification includes a .proto file, 'SEMIE179-0320.proto', that provides the normative definitions of the types described here.

[E179.00-RQ-00002-00] Implementations shall use the Complementary File 'SEMIE179-0320.proto' file that accompanies this Document. The Complementary File is an official part of and accompanies this Specification. The contents of the .proto file constitutes a core part of this Specification. [/RQ]

8.2.2 The .proto file can be compiled into your implementation-specific programming language, generating the appropriate classes for all specified types.

[E179.00-RQ-00003-00] Implementations shall integrate with Protocol Buffers v3.7.1 at a minimum. Implementations may use newer versions of Protocol Buffers, but they shall be compatible with this stated version. [/RQ]

8.2.3 This Specification also includes Various Materials. These Various Materials are not an official part, but accompany this Specification. Use of these Various Materials is optional and is not required for compliance with this Specification.

8.2.3.1 The file SEMIE179-0320-helper.proto is a marked up version of the .proto file for the Primary Standard. It has comments prefixed by 'INTERNAL –' that describe how the Protocol Buffers messages map to XML definitions. Most of these items were specified in the SEMI E138 schema file. These comments can be helpful to implementers familiar with the XML objects. They will not be included in the official .proto file included with the SEMI Standard to keep that document readable.

NOTE 1: Implementers should not use the SEMIE179-0320-helper.proto file as its messages are the same as the ones defined in the official .proto file that accompanies the Specification.

9 Errors

9.1 Data Type for Error Handling — Error handling in most cases even with standard interface specifications is implementation-specific. It is not practical for one specification to define all possible error conditions, error codes, descriptions and supplementary information that is needed to properly recover from the error. Regardless, a common approach to communicating error conditions can simplify error management for standards implementers and application developers.

9.2 Error Data Structure — The following data structure defines a common error structure.

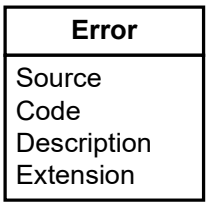

Figure 1
Error Structure

9.2.1 *Source* — This string attribute represents the document from where the attribute code value is defined.

[E179.00-RQ-00004-00] For error codes defined by SEMI Standards, the Source shall be the urn representation of the standard number. For error codes defined by a supplier, the Source shall be the urn representation of the supplier's name [/RQ]

SUPERSEDED

Documents
Document Sharing Hub
Full document details: SEMI E179-0320

9.2.1.1 For example, for SEMI E132 errors, the content of 'Source' is: urn:semi-org:E132; for supplier ACME errors the content is: urn:ACME-com). Additional information may be included by the supplier by adding such information after the ':' colon symbol and separating the fields with a '.' period symbol.

Table 3 Example of Error Sources

#	*Source*	*Comment*
1	urn:semi-org:E005	Standard Error Codes for Equipment – SEMI E5.
2	urn:semi-org:E087	Standard Error Codes from Carrier Management.
3	urn:semi-org:E125	Standard Error Codes from Equipment Self-Description.
4	urn:<Supplier>-com[:<SupplierFields>]	Identification of the source of error codes.

9.2.2 *Code* — This integer attribute directly maps to a particular specification error code list. The following is an example of a list of code ranges. This Specification does not require the allocation of any code range. Other specifications that use SEMI E179 should define code ranges that apply to them.

Table 4 Example of Error Code Range

#	*Code Range*	*Comment*
1	1–63, 32768–65535	Standard Error Codes for Equipment – SEMI E5.
2	10000–10500	Equipment Supplier Specific enumerated error codes (Example).
3	5000–5999	Common Standardized Core Components Errors.

9.2.3 *Description* — This string attribute is a human-readable description of the error code being reported. It maps directly to the definition of the error code for each of the expected results of the services as defined by the specific standard. Additional information may be supplied after this string to provide more detail about the error. Use the ':' colon symbol as delimiter (i.e., Common Component, Code 5001, 'Insufficient Arguments Provided:Argument "SessionID" missing').

Table 5 Example of Error Descriptions

#	*Description*	*Comment*
1	Unknown Object in Object Specifier	Error description for Code '1' as defined in SEMI E5.
2	Loadport does not exist	Error code '49' description from SEMI E87 and defined in SEMI E5.
3	Operation Not Supported	Error description for Error Code '5000'.

9.2.4 *Extension* — This string attribute allows the supplier to include additional information regarding the error code encountered. This field is used when the description does not explicitly cover the problem and more specific information is required. If the extension information is not needed, an empty string should be specified.

[E179.00-RQ-00005-00] All errors shall be reported using an error structure that includes the Source (string), Code (integer), Description (string), and Extension (string). [/RQ]

9.3 *Common Standardized Errors* — This section defines common errors to be reported by any application processing a service. Most of these errors are related to the validation of the service.

SUPERSEDED

Documents Document Sharing Hub
Full document details: SEMI E179-0320

Table 6 Common Standardized Error Codes

Code	*Description Field*	*Comment*
5000	Operation Not Supported [:Operation specific detail]	Description of the actual error encountered. Additional information may be included.
5001	Insufficient Arguments Provided [:Operation specific detail]	One or more arguments are missing in the request.
5002	Invalid Arguments Provided [:Operation specific detail]	One or more arguments in the request are invalid or incompatible.

[E179.00-RQ-00006-00] If the equipment encounters any of the common errors defined in Table 6, it shall report the error using the specific error code and description listed in Table 6, and populate the 'Operation specific detail' part of the description appropriately [/RQ]

10 Data Types

10.1 The following sections define data types that can be used with a parameter definition (e.g., see SEMI E125). A defined parameter in equipment metadata has an associated TypeDefinition data type that provides a defined format. Parameters have references to a defined data type via their typeName. Figure 2 shows a class that describes re-usable data types. TypeDefinitions can be re-used in the metadata wherever a parameter's type can be declared.

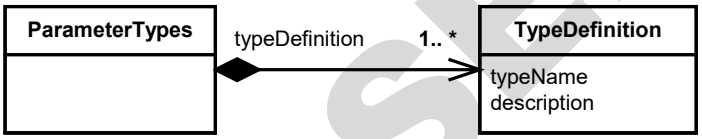

Figure 2
Describing Parameter Type Definitions

10.2 *ParameterType* — This class defines all available TypeDefinitions which define the data format used when reporting a parameter's value or content.

Table 7 ParameterType Association Definition

Association Role Name	*Definition*	*Comments*
typeDefinition	The type definition being referenced.	One or more TypeDefinition classes used to represent and report a parameter data value or content.

10.3 *TypeDefinition* — The class from which all type description classes are derived. This class has two attributes: typeName and description. A parameter TypeDefinition can be a named SimpleTypeSpecifier, Array, Structure, Enumeration, or Variable class.

SUPERSEDED

Documents
Document Sharing Hub
Full document details: SEMI E179-0320

Table 8 TypeDefinition Attribute Definition

Attribute Name	*Definition*	*Required*	*Form*
typeName	The name for the type definition.	Y	Text, should be unique across all defined TypeDefinitions. SimpleTypeSpecifier names should use the names defined in Table 9, column 1. The remaining types (i.e., Array, Structure, and Variable) names are defined by the equipment or the standard from where the type originates.
description	A description of the meaning or purpose of the type definition.	Y	Text.

10.4 *TypeDefinitions* — Figure 3 shows the basic set of classes that can be used to describe parameter types.

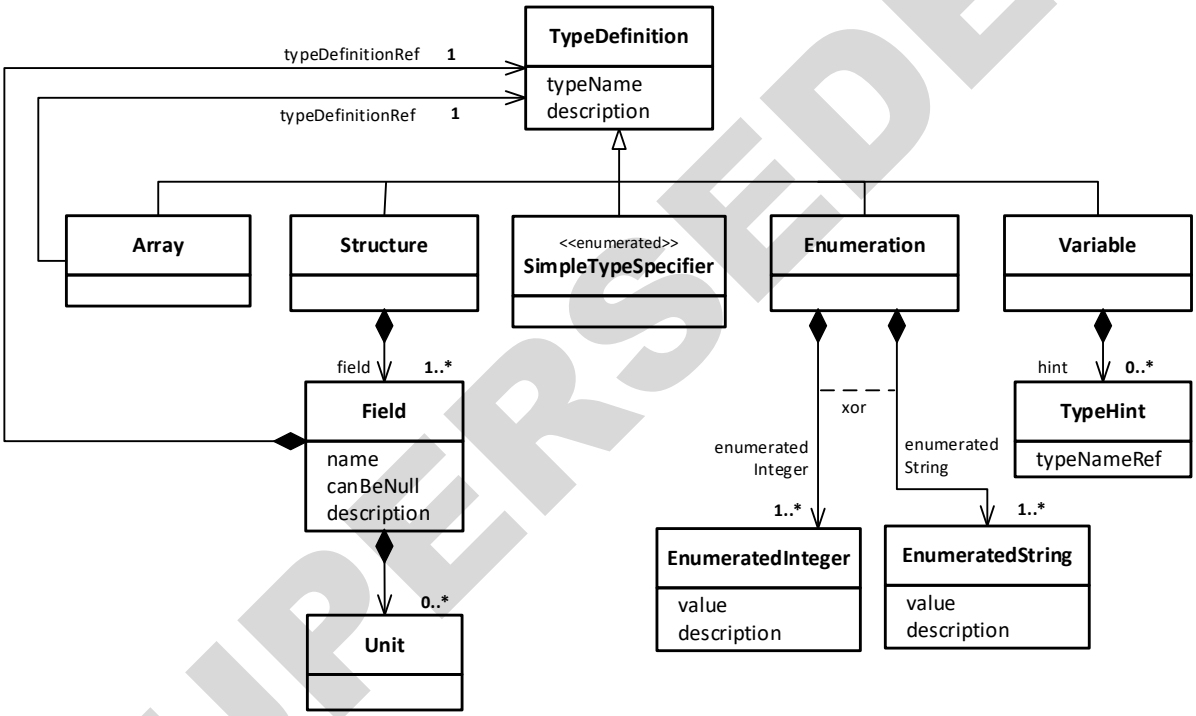

Figure 3
Describing Parameter Types

[E179.00-RQ-00007-00] Any TypeDefinitions supported by the equipment shall be reported as either a SimpleTypeSpecifier (associated with one data type instance from among the aggregations listed in Table 9), a Variable data type, or a Array, Enumeration, or Structure. [/RQ]

10.4.1 *SimpleTypeSpecifier* — Many equipment suppliers provide data items described with SEMI E125 that are also available through the traditional SECS/GEM control interface. The SimpleTypeSpecifier class type definitions specify what Protocol Buffers data type will be used to hold the data and can be mapped to the common types defined by SECS-II (see SEMI E5). Additional mappings may be possible if a specific technology implementation type collection is required.

[E179.00-RQ-00008-00] The typeName defined in Table 9 shall be used when defining the name for the simple data type.[/RQ]

SUPERSEDED

Documents Document Sharing Hub
Full document details: SEMI E179-0320

Table 9 SimpleTypeSpecifier Enumeration Definition

typeName	*SimpleType Specifier enum*	*Protocol Buffers type equivalent*	*SECS-II type*	*Comments*
double	F8	double	8 byte floating point	
float	F4	float	4 byte floating point	
long	I8	sint64, fixed64, sfixed64	8 byte integer (signed), 4 byte integer (unsigned)	Protocol Buffers supports: • a signed integer data type that may be better for positive and negative data values. • a fixed64 data type that may be better for positive values greater than 2^{56} • a signed fixed64 data type that may be better for positive and negative values greater than 2^{56}
int	I4	sint32, fixed32, sfixed32	4 byte integer (signed), 2 byte integer (unsigned)	Protocol Buffers supports: • a signed integer data type that may be better for positive and negative data values. • a fixed32 data type that may be better for positive values greater than 2^{28} • a signed fixed32 data type that may be better for positive and negative values greater than 2^{28}
short	I2	sint32	2 byte integer (signed), 1 byte integer (unsigned)	Protocol Buffers does not have a datatype equivalent to small integers (e.g., short).
byte	I1	sint32	1 byte integer (signed) 1 byte integer (unsigned)	Protocol Buffers does not have a datatype equivalent to small integers (e.g., byte).
unsignedLong	U8	uint64, fixed64	8 byte integer (unsigned)	Protocol Buffers supports: • an unsigned integer data type that may be better for positive data values. • a fixed64 data type that may be better for positive values greater than 2^{56}
unsignedInt	U4	uint32 fixed32	4 byte integer (unsigned)	Protocol Buffers supports: • an unsigned integer data type that may be better for positive data values. • a fixed32 data type that may be better for positive values greater than 2^{28}
unsignedShort	U2	uint32	2 byte integer (unsigned)	Protocol Buffers does not have a datatype equivalent to small integers (e.g., ushort).
unsignedByte	U1	uint32	1 byte integer (unsigned)	Protocol Buffers does not have a datatype equivalent to small integers (e.g., byte).
string	String	string	ASCII, JIS-8, 2 byte character	

SUPERSEDED

Documents
Document Sharing Hub
Full document details: SEMI E179-0320

typeName	*SimpleType Specifier enum*	*Protocol Buffers type equivalent*	*SECS-II type*	*Comments*
dateTime	DateTime	google.protobuf. Timestamp	ASCII, JIS-8, 2 byte character	DateTime would be converted to a string if exposed as a SECS-II type.
boolean	Boolean	bool	Boolean	
base64Binary	Binary64	bytes	Binary, 8 byte integer (unsigned)	8-byte unsigned integers should be described as an 8-byte signed integer if possible, or sent as a (big-endian) byte array.
noValue	NoValue	n/a	n/a	To be used if there are any problems obtaining the requested value(s).
anyURI	URI	string	ASCII, JIS-8, 2 byte character	String value identifies a specific resource

NOTE 2: The SECS-II List format has no Protocol Buffers equivalent. Multiple element items are typically represented as Arrays or Structures.

10.4.2 *Array* — Arrays are container types that can hold zero or more values of the same type. Figure 3 shows how to describe the type of the elements in a given array. An array can refer to only one of the primitive, composite types or defined type. For example, an array description that refers to the 'F8' primitive type represents an array of double numbers that has no limitation on the number of values it can contain.

Table 10 ArrayType Association Definition

Association Role Name	*Definition*	*Comments*
typeDefinitionReference	Describes a type that has been previously defined.	A TypeDefinitionReference (can be a recursive reference from within the same TypeDefinition).

10.4.2.1 *TypeDefinitionReference* — Holds a reference to a defined TypeDefinition. This allows the reuse of TypeDefinitions in defining more complex TypeDefinitions, such as structures and arrays.

10.4.2.1.1 For example, an array of two-byte integers would be represented by an Array class with a typeDefinitionReference specifying 'I2', which is the mandated typeName for a two-byte integer value, according to Table 9.

Table 11 TypeDefinitionReference Association Definition

Association Role Name	*Definition*	*Comments*
typeNameRef	The type name being referenced.	One and only one type definition name derived from an existing TypeDefinition's typeName.

10.4.3 *Structure* — Structures are composite types that can hold one or more fields that reference primitive or composite types. Figure 3 shows how a structure is described as a collection of one or more typed fields.

Table 12 StructureType Association Definition

Association Role Name	*Definition*	*Comments*
field	The fields that comprise this data structure.	Ordered list of one or more structured data elements of type Field.

SUPERSEDED

Documents Document Sharing Hub
Full document details: SEMI E179-0320

10.4.3.1 *Field* — Represents a named field that has one and only one type, primitive or composite. This class is used for describing fields within structures. See § 10.3 for a description of the TypeDefinition class.

Table 13 Field Attribute Definition

Attribute Name	*Definition*	*Required*	*Form*
name	Name of the field.	Y	Text.
canBeNull	Whether or not the field's value may be omitted.	Y	Boolean. True if the field's value is not always provided for all values of the structure.
description	Description of the field.	Y	Text.
unit	Specifies the units for the field. This attribute should be specified when Field is associated with a primitive numeric type. Otherwise it should be omitted.	N	UnitSet. See § 12.1.1.

Table 14 Field Association Definition

Association Role Name	*Definition*	*Comments*
typeDefinitionReference	Describes a type that has been previously been defined.	a TypeDefinitionReference (can be a recursive reference from within the same TypeDefinition).

10.4.4 *Enumeration* — Enumerations are single-valued types whose possible values are restricted to one of a set of pre-defined values. Figure 3 shows how to describe the valid settings for an enumeration as an ordered collection of integer or string values. These two types are not allowed to exist together. Each value in the enumeration represents a legal value for the type being described.

Table 15 Enumeration Association Definition

Association Role Name	*Definition*	*Comments*
EnumeratedInteger	Represents an integer enumeration.	Enumeration consists of a set of integer values and their descriptions.
EnumeratedString	Represents a string enumeration.	Enumeration consists of a set of string values and their descriptions.

10.4.4.1 *EnumeratedInteger* — Represents an integer enumeration. Enumeration consists of a set of integer values and their descriptions.

Table 16 EnumeratedInteger Attribute Definition

Attribute Name	*Definition*	*Required*	*Form*
value	A legal value for the enumeration.	Y	Integer, unique across all values for this enumeration.
description	A description of the meaning or purpose of this enumeration value.	Y	Text.

10.4.4.2 *EnumeratedString* — Represents a string enumeration. Enumeration consists of a set of strings and their descriptions.

SUPERSEDED

Documents
Document Sharing Hub
Full document details: SEMI E179-0320